

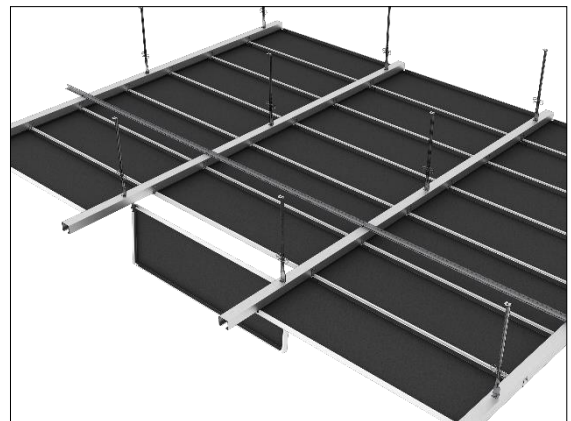
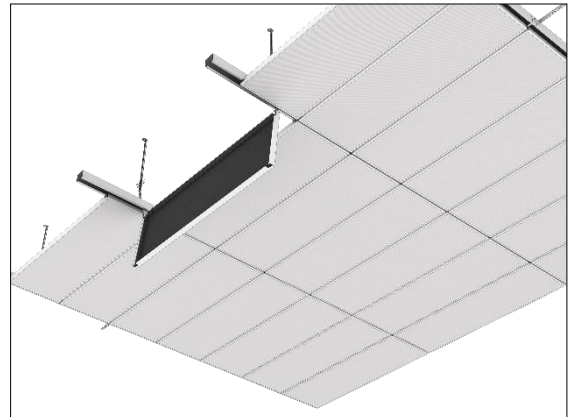


LMD-E 213

Hook-On ceiling with accentuated joints


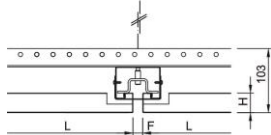

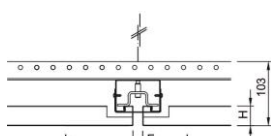

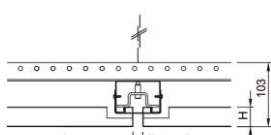
The system LMD-E 213 is characterised by accentuated joints in both directions along the ceiling panels, generating a special ceiling layout. Open Hook-On profiles create a homogeneous ceiling surface and an appealing look. Flexible shapes such as rectangular, trapezoidal or triangular ceiling panels enable individual, project-related design options. Ceiling panels that can be removed or swung down and slid without tools are available.

- homogeneous ceiling surface due to concealed substructure
- individual design thanks to flexible panel shapes and sizes
- ceiling layout with accentuated joints in both directions possible
- easy maintenance option due to ceiling panels that can be individually operated, swung down and slid without tools
- hygienic and easy to clean





Ceiling elements

LMD-E 213 Type 1		 
Hook-On		
Length (L)	250 - 3,000 mm	
Width (B)	200 - 1,250 mm	
Height (H)	30, 40, 50 mm	
Joint width (F)	10, 15, 20, 25, 30 mm	
LMD-E 213 Type 2		 
Hook-On, Swing-Down option <1.2 m²		
Length (L)	250 - 3,000 mm	
Width (B)	200 - 1,250 mm	
Height (H)	30, 40, 50 mm	
Joint width (F)	10, 15, 20, 25, 30 mm	
LMD-E 213 Type 3		 
Hook-On, Swing-Down option		
Length (L)	250 - 3,000 mm	
Width (B)	200 - 1,250 mm	
Height (H)	30, 40, 50 mm	
Joint width (F)	10, 15, 20, 25, 30 mm	

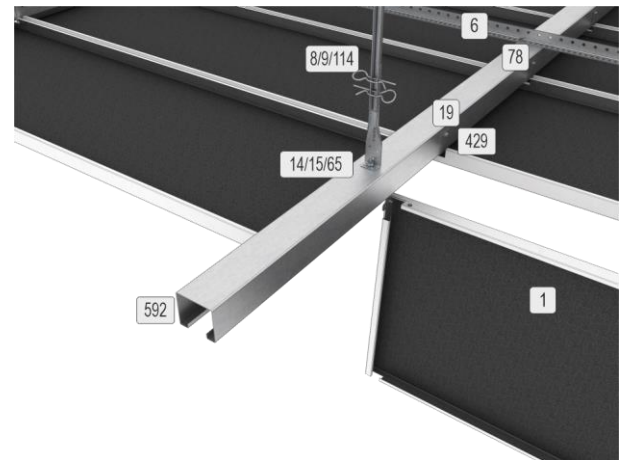
Technical data

Material	galvanised sheet steel
Weight	approx. 8 - 10 kg/m ² (without fixtures/installations)
Serviceability	swing-down and slide option without tools or removable
Wall connection options	L-angle, shadow gap trim, open wall connection



Component list

1	ceiling panel
6	L-profile 28
8/9/114	vernier suspension
14/15/65	screwing
19	self-drilling screw fillister head
78	self-drilling screw hexagon head with flange
429	spacer for double hook-on profile 54
592	double hook-on profile 54



Acoustic

Room acoustics			
Rated sound absorption coefficient	DIN EN ISO 11654	α_w	0.15 - 1.00
Sound absorber class	DIN EN ISO 11654		E - A
Noise Reduction Coefficient	ASTM C 423	NRC	0.15 - 0.95

Fire protection

Building material class		
Building material class (COLOURline A1)	DIN EN 13501-1	A1
Building material class (COLOURline)	DIN EN 13501-1	A2 - s1, d0
Building material class	ASTM E 84	Class A
Fire stability		
Fire stability	EN 13501-2	30 minutes

Durability

Exposure class	DIN EN 13964	A
----------------	--------------	---

Sustainability

Product self-declaration	Self-declaration according to ISO 14021
Environmental product declaration	EPD according to EN 15804 / ISO 14025
Circular Economy	Cradle to Cradle Certified® Gold
French VOC Regulation	Emission class A+



Safety protection

Explosion Protection	up to 63 kPa blast pressure
----------------------	-----------------------------

Statics

Seismic Safety	qualification according to AC 156/Eurocode/SIA 261
----------------	--

Certification

CE marking	The ceiling system is a harmonised construction product acc. to regulation (EU) No. 305/2011 (Construction Products Regulation) and EN 13964: Suspended ceilings - Requirements and test methods.
TAIM e.V.	The ceiling system fulfils the requirements of the "Technical Manual Metal Ceilings" (TMMC) of TAIM e.V. (Association of Industrial Metal Ceiling Manufacturers).

Surfaces


Powder coatings	<u>COLOURline - Powder coating</u> <u>COLOURline A1 - Powder coating non-combustible</u> <u>MOODline - Powder coating, deep matt</u> <u>ARTline - Decorative powder coating</u> <u>GRAPHICline - Digital print</u>
Perforation	<u>BASICline - Standard perforations</u> <u>REGULARline - Further perforations</u> <u>SPREADline - Scattered perforations</u>
Design surfaces	<u>TOUCHdesign Lunar - 3D hammered</u>
Functional coatings	<u>Meteo - Corrosion protection coating</u> <u>Mutex - Acoustic coating</u>

Additional equipment


Acoustic inlays	<u>Acustica - Acoustic fabric inlay</u> <u>Insula - Mineral wool inlay in acoustic foil</u> <u>Calma - Glass yarn inlay in textile cover</u>
Ventilation components	<u>AirBox S - Supply air elements</u> <u>AirBox E - Exhaust air elements</u> <u>AirBeam Basic - Standard Heated/Chilled beam</u> <u>AirBeam Discreet - Discreet Heated/Chilled beam</u>
Luminaires	<u>IS 17 - Integrated luminaire for general areas</u> <u>IS 22 - Integrated luminaire for monitor work stations</u> <u>IS 450 - Integrated luminaire for office and general areas</u> <u>LK 73 - Light channel</u> <u>QZI - Integrated luminaire with cell louvres</u> <u>DPL - Integrated luminaire for post cap ceilings</u>
Heating and cooling function	System with integrated heating and cooling technology is available: <u>Plafotherm® E 213</u>
Ball-impact resistance	System with tested ball-impact resistance is available: <u>LMD-E 213 BWS</u>
Wind loads	System with tested wind pressure/suction loads is available: <u>LMD-E 213 WL</u>




Application examples



© Michael Perlmutter



© Werner Huthmacher, Berlin



© Nick Cadena

Project solutions

This product data sheet refers to the standard version of the product mentioned above. We would be happy to work with you to find the right solution for your project. Adapted to your building project, you will receive a perfectly matched system. Project-specific constructions and adaptations can be found in the offer documents.