




## F30 Hook-On-Swing-Down-Slide

### LMD Fire Rated Metal Ceiling acc. to DIN 4102-2


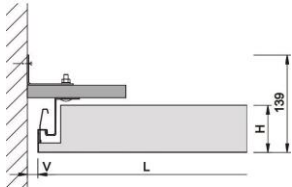

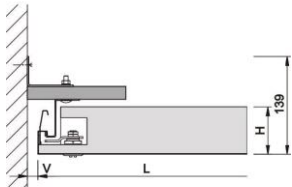

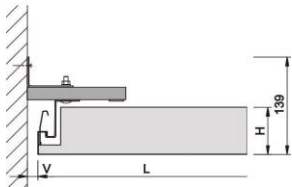

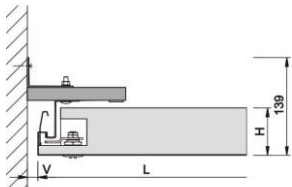

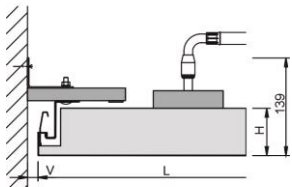
The ceiling elements with mineral wool are hooked onto carrier rails on both sides. Each ceiling element can be swung down and slid along the corridor. The ceiling can be opened without the need for any tools. Moreover, tolerances on the wall can be compensated. No additional ceiling void is necessary for maintenance works. Lockable elements are available for areas with increased safety requirements.

- general building authority test certificate No. P-2101/336/18-MPA BS
- freely spanned construction
- good compensation of tolerances on the wall is possible due to an adjustable wall connection
- maintenance option due to ceiling elements that can be individually operated, swung down and slid without tools
- swung down ceiling elements can be moved together to receive a large inspection opening (approx. 3,000 x 2,000 mm)
- pleasant room climate due to possible integration of HVAC
- no additional ceiling void is necessary for maintenance works
- hygienic and easy to clean





## Ceiling elements

<b>LMD F30-A Type 8.1</b>				
Length (L)	500 - 2,500 mm			
Width (B)	200 - 847 mm			
Height (H)	67.5 mm			
Adjustment range (V)	10 - 35 mm			
<b>LMD F30-A Type 8.1 locked</b>				
<b>lockable</b>				
Length (L)	500 - 2,500 mm			
Width (B)	200 - 847 mm			
Adjustment range (V)	10 - 35 mm			
Height (H)	67.5 mm			
<b>LMD F30-AB Type 8.1</b>				
Length (L)	500 - 2,500 mm	500 - 3,000 mm		
Width (B)	200 - 847 mm	200 - 500 mm		
Height (H)	67.5 mm			
Adjustment range (V)	10 - 35 mm			
<b>LMD F30-AB Type 8.1 locked</b>				
<b>lockable</b>				
Length (L)	500 - 2,500 mm	500 - 3,000 mm		
Width (B)	200 - 847 mm	200 - 500 mm		
Adjustment range (V)	10 - 35 mm			
Height (H)	67.5 mm	67.5 mm		
<b>Plafotherm® F30-AB Type 8.1</b>				
<b>with heating/cooling technology</b>				
Length (L)	600 - 2,500 mm	600 - 3,000 mm		
Width (B)	397 mm	497 mm		
Adjustment range (V)	10 - 35 mm			
Height (H)	67.5 mm	67.5 mm		



## Technical data

Material	galvanised sheet steel
Weight	38 - 50 kg/m <sup>2</sup>
Serviceability	swing-down and slide option without tools, removable
Wall connection options	plasterboard barrier, plasterboard frieze, plasterboard partitions, bracket fastening, massive walls, concrete walls

## Component list

1	metal ceiling element
16b	U-washer
22	Z-hook-on profile 54
150	L-wall profile 43x65
278b	truss head screw with square neck and nut
811b	GKF/DF pre-cut 18 mm



## Acoustics

### Room acoustics

Rated sound absorption coefficient	DIN EN ISO 11654	$\alpha_w$	0.15 - 0.85
Sound absorption class	DIN EN ISO 11654		E - B
Noise Reduction Coefficient	ASTM C 423	NRC	0.15 - 0.85

## Fire protection

### Building material class

Building material class	DIN EN 13501-1	A2 - s1, d0
-------------------------	----------------	-------------

### Fire resistance

Fire resistance	DIN 4102-2	F 30 from above, F 30 from below
-----------------	------------	----------------------------------

## Durability

Exposure class	DIN EN 13964	A
----------------	--------------	---



## HVAC

### Heating and cooling

Heating and cooling technology	Plafotherm® Cu
Nominal cooling capacity (10 K) according to EN 14240 in relation to the active area	104 W/m <sup>2</sup>
Nominal heating capacity (15 K) according to EN 14037:2003 in relation to the active area	116 W/m <sup>2</sup>

### Sustainability

Product self-declaration	Self-declaration according to ISO 14021
French VOC Regulation	Emission class A

### Statics

Seismic safety	Qualification according to AC 156/Eurocode/DIN EN 1998-1 Zone 0 - 3
----------------	---

### Certification

CE marking	The ceiling system is a harmonised construction product acc. to regulation (EU) No. 305/2011 (Construction Products Regulation) and EN 13964: Suspended ceilings - Requirements and test methods.
TAIM e. V.	The ceiling system fulfils the requirements of the "Technical Manual Metal Ceilings" (TMMC) of TAIM e.V. (Association of Industrial Metal Ceiling Manufacturers).

### Surfaces

Powder coatings	<u>COLOURline - Powder coating</u> <u>MOODline - Powder coating, deep matt</u> <u>ARTline - Decorative powder coating</u> <u>GRAPHICline - Digital print</u>
Perforations	<u>BASICline - Standard perforations</u> <u>REGULARline - Further perforations</u> <u>SPREADline - Scattered perforations</u>



## Additional equipment

Luminaires for fire rated metal ceilings	<u>T38 17 - Recessed luminaire for metal fireproof ceilings</u> <u>T38 12 - Recessed luminaire for metal fireproof ceilings</u>
Escape sign luminaires	<u>SRB Compact 200 - Escape sign luminaire</u> <u>SRB Compact 300 - Escape sign luminaire</u>
Loudspeakers	<u>Monacor SPE-150/WS - Low installation loudspeaker</u> <u>ic audio DL EN54 - ELA loudspeaker for voice alarm</u>
Protective boxes	<u>SK30 - Protective box for built-in part round/square</u>
Ventilation components	<u>Strulik BCF - Damper</u> <u>Wildeboer BV90 - Fire protection valve (Series BV92)</u> <u>Trox L-KU-K30 - Fire damper</u>

Notice: Integration of additional equipment only in ceiling elements without heating/cooling technology

## Application examples



## Project solutions

This product data sheet refers to the standard version of the product mentioned above. We would be happy to work with you to find the right solution for your project. Adapted to your building project, you will receive a perfectly matched system. Project-specific constructions and adaptations can be found in the offer documents.