

RIBline Timberslat Wall System

Sustainable Gypsum Core Meets Noble Wood Veneer

Create your individual high quality wall with our RIBline Timberslat system that has the aesthetics of wooden lamellas, and the sustainable characteristics of recycled gypsum. You have the option to choose either the Solos (single Ribs) or Panel system for wall cladding of the building interior.


The installation process is easily accomplished and a steel substructure, which can amalgamate with the background, guarantees a uniform look, suspends the ceiling system.

Key Features

- 100 % recyclable core material
- Great variety of wooden veneers (with the seal of FSC)
- Reaction to fire classification acc. to EN13501-1:
Flame – retardant → up to B s1-d0
- Stability in dimension and form

You Design – We Provide

The RIBline System can be fully customized to your requirements. You can choose for example the geometry of a Rib or the number of Ribs on a panel, the type of veneer and other characteristics of your product.




Veneer and textile

Natural Wood Veneers:

Oak, Pine, Ash, Larch, Maple, Spruce and others upon request.
Pigmented lacquers can be applied to change the colour appearance.

Engineered Wood Veneers:

For projects that need tropical wood but are concerned about higher transportational emissions and costs, **engineered wood veneer** is a best alternative. This makes tropical and exotict wood veneer available easily and at lower price while not worrying about CO₂ emissions. Unlike real wood veneer, the **Engineered veneer** appearance will not fade away drastically over time. The popular **Engineered veneers** are **Bamboo, Beech, Cherry, Walnut, White Oak**. Other veneer available upon request.



Acoustic Textiles

	Tissue	Fabric
Weight	75 g/m ²	200 g/m ²
Thickness	0.3 mm	1.75 mm
Colour	black, white, grey	any

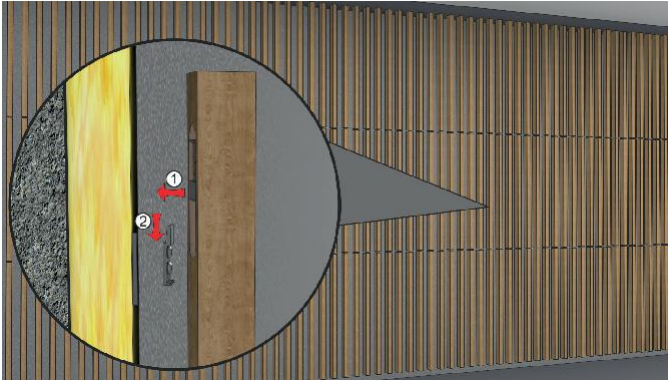


DGNB
Deutsche Gesellschaft für Nachhaltiges Bauen e.V.
German Sustainable Building Council



Specifications

RIBline Solo System

Length	Up to 2,500 mm	
Principle geometry	22 x 38 mm, 22 x 44 mm, 22 x 55 mm, 38 x 38 mm, 38 x 54 mm, 38 x 65 mm	
Customized sizes are also available upon request.		
Horizontal joint width	15 - 20 mm	
Centre to centre distance	50 mm, 75 mm, 100 mm, 125 mm, 140 mm	

RIBline Panel System

Length	600 – 1,200 mm	
Width	300 - 600 mm	
Thickness of Rib	18 mm, 28 mm, 38 mm	
Width of Rib	38 - 65 mm	
Interpolation among length, width, thickness of Rib and width of Rib is possible.		
Horizontal joint width	0 - 15 mm	
Centre to centre distance	50 - 140 mm	