
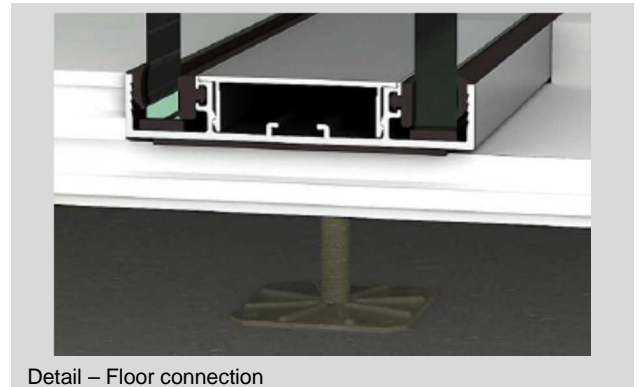




Subject to change without notice. This document is intellectual property of us. It may neither be duplicated, exploited for profit, distributed for business purposes nor shown to any third parties without our approval.



Detail – Ceiling connection



Detail – Floor connection





**Description:**

The glass partition Lindner Life clarity is the new benchmark disclosing maximum space transparency combined with unlimited layout flexibility. The two glass panes for the double glazed system are secretly fixed in the ceiling post cap and floor profile leaving no visible profiles. Therefore, maximum glass visibility provides an open modern appearance. Good sound insulation and the alternative opportunity for the integration of blinds or lights allow the implementation of an individual, delightful and undisturbed working ambience. Either in offices, conference rooms or training facilities – Lindner Life clarity opens all possibilities to optimize design for the internal space development.

**Your advantages at a glance:**

- Transparency and open feel to the room
- Frame- and studless construction
- Integration of acoustic and smoke barriers above ceiling
- Able to take up building and deflection tolerances

Subject to change without notice. This document is intellectual property of us. It may neither be duplicated, exploited for profit, distributed for business purposes nor shown to any third parties without our approval.

Construction Options	Single or Double Glazed
Areas of Application	Office and conference rooms training and research facilities
Materials	Glass and extruded aluminium profiles
Partition Height	Up to 3500 mm
Partition Width	Up to 1250 mm
Joint width	2 mm transparent adhesive tape with passivated edge
Partition thickness	100 mm as double glazed option
Characteristic	Transparent partition system with no visible frame
Additional components	LED lighting or blinds incorporated in ceiling track
System weight	Up to 60 Kg/ m <sup>2</sup> depending on glass type used
Glass pane thickness	10-12 mm Toughened glass
Deflection tolerances	± 15 mm
 <b>Sound proofing</b> Depending on glass types used tested to EN ISO 10140-2	up to 47 dB
 <b>Fire Protection</b> DIN 4102	FO
 <b>Structural performance</b> ,	Installation areas 1 and 2 Non load bearing partition to DIN 4103
<b>Applicable standards</b>	DIN 18202 Flatness tolerances
 <b>Green Building</b> validated to ISO 14025	Environmental product declarations (EPD)

This product data sheet refers to the standard version of the partition system mentioned above.  
 Project-specific constructions and adaptations have to be additionally gathered from the offer documents.