

Building
New Solutions

Business Division
Partitions

 **Lindner**

Partition Systems –
Rethinking Spaces

Partitions

Rethinking Spaces

The Lindner Group's product and service portfolio is unique for interior fit-out, building technology, insulation and building envelopes. We are a technically strong, pragmatic and reliable partner with a solid economic basis for virtually all types of buildings.

In line with the motto "Rethinking Spaces", we develop customised yet flexible solutions and comprehensive concepts for building projects of all kinds with products from our own production – "Made by Lindner".

Add.Vantage in Quality and Sustainability

With our products, we know exactly "what's inside", where the raw materials and materials come from, what they contain, how and who processes them. This is how we ensure the high Lindner quality standard at first hand, tested and confirmed by detailed environmental product declarations and product certifications in accordance with the Cradle to Cradle Certified® Product Standard.

Add.Vantage in Design and Function

Thanks to our high level of vertical integration, we are able to customise products to your requirements, exactly as you wish – including suitable acoustic, fire protection and safety concepts as well as the highest sustainability criteria.

In addition to our craftsmanship, we draw on the knowledge and experience of more than 200 specialists in our Research & Development Department and our in-house test workshop.

Strong Products – Strong Team

Another Add.Vantage: all Lindner interior fit-out elements are perfectly harmonised with each other. This not only simplifies assembly, but also use, maintenance and remodelling. In line with the Cradle to Cradle® Principle, our aim is to reuse and recycle products and materials for as long as possible while maintaining the same level of quality. Who better to install or remodel Lindner products than ourselves? That's why we rely on our own team power with over 2,000 of our own fitters.


More than just a Construction Company

Since our foundation in 1965, we have grown into an internationally successful construction company with a good 3,000 ongoing projects every day. Our headquarters are and will remain in Arnstorf in Lower Bavaria, where the majority of our production facilities are located.

Our mission "Building New Solutions" means developing innovative ideas for our construction projects, but also for the construction industry as a whole. In doing so, we take responsibility for a future worth living and drive forward the future topics of digitalisation and sustainability with new solutions.

However, our group of companies not only includes construction and property, but also catering, sustainable forestry and agriculture as well as social foundations. People are at the centre of everything we do. As a family business, we attach great importance to tradition and sustainability, but also to innovation and healthy growth.





Sunrise Geneva, Switzerland

Complete Solutions from a Single Source

Ideas for Greater Space

We are continuously developing our systems to be able to satisfy the demands of requested projects, and to also meet the desire for adaptable room concepts in the future. No matter whether it involves restructuring after refurbishment or an expedient extension in modern working environments, we offer well conceived concepts and flexible solutions for your individual space planning. We create more. Room and value for every space.

- many years of expertise in all disciplines relevant to construction
- sustainable, environmentally tested system products
- great freedom of design for customised room concepts

Many Years of Product Experience

We started with the production of our own ceiling and partition systems in our first Arnstorf joinery workshop in 1970. These days, we are producing our interior fit-out, building envelope and insulation products at various locations in Europe. Arnstorf is still our largest production site and is where nearly all of the products from Lindner's range are produced. Our headquarters is also home to numerous production-related competence centres, such as Purchasing, Logistics, Quality Assurance, Research and Development with its test workshop and, last but not least, the technical training centre for all commercial professions.

Production Sites for Partition Systems

Arnstorf – Germany

Manufacture of ceiling, floor and partition systems, lights, facades and clean rooms; production of high quality carpentry products for interior fit-out and the fitting-out of cruise liners and ships

- 64,250 m² production area
- 200,000 m² company site

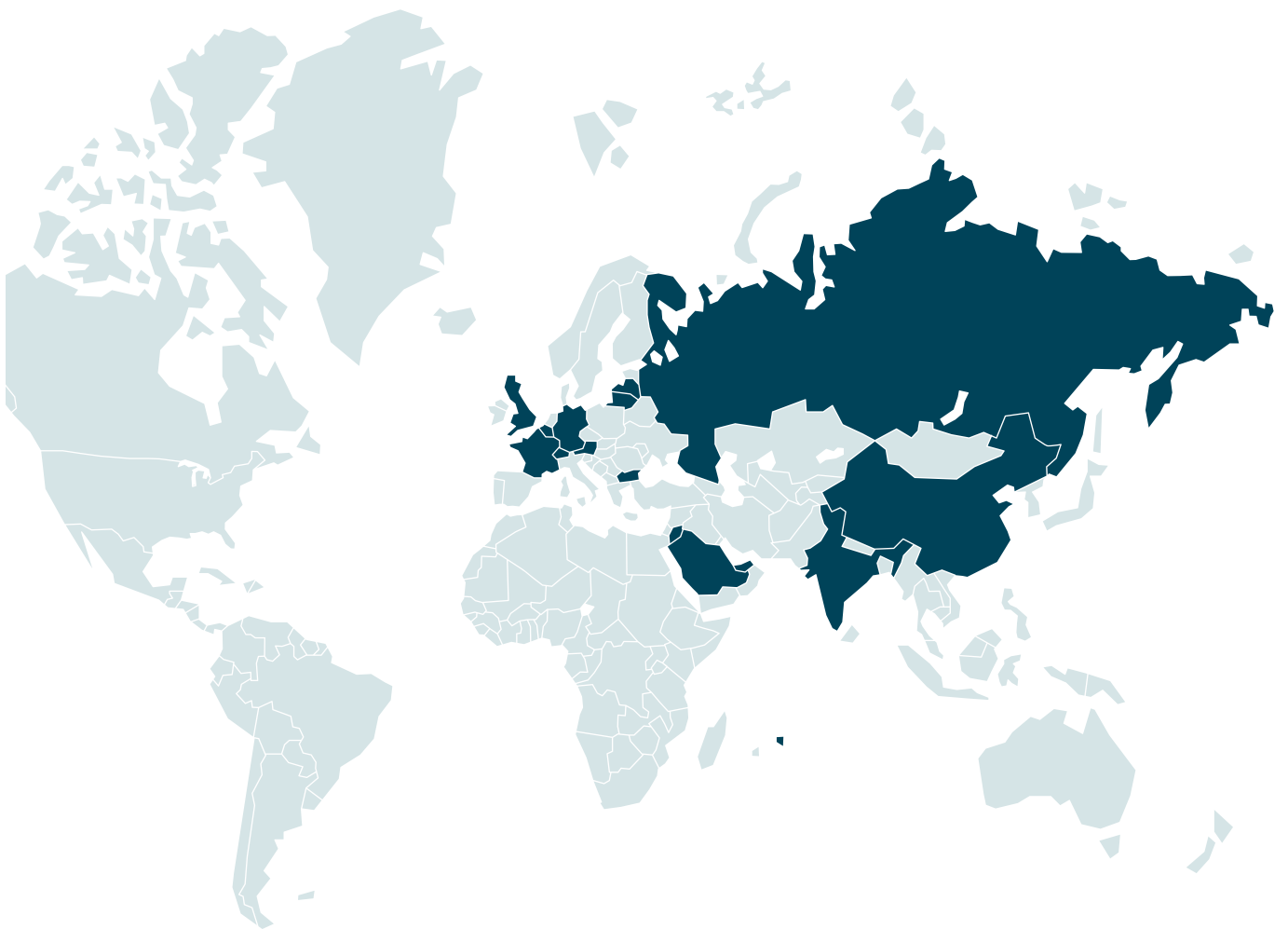
Ostrov – Czech Republic

Production of doors and partition systems

- 15,000 m² of production area
- 30,000 m² company site



At Home in Arnstorf and throughout the World



We have completed countless projects for our customers around the world, thrive on challenges and gain from them. A global network of reliable partners and established subsidiaries supports us in our activities. The following pages provide an overview of our extensive range of Partition and Door Solutions.

Please contact us at our headquarters in Arnstorf or visit www.Lindner-Group.com to find which of our local offices is nearest to you.

Lindner Group | Partitions

Bahnhofstrasse 29
94424 Arnstorf | Germany
partitionsystems@Lindner-Group.com

Lindner Partition Systems – References Worldwide

- Aarau Train Station, Switzerland
- ADIDAS, Herzogenaurach, Germany
- Amazon, Bucharest, Romania
- AOK Education Centre, Bietigheim-Bissingen, Germany
- Arxada, Basel, Switzerland
- Auen Schools, Frauenfeld, Switzerland
- Bad Homburg Depot, Germany
- Barry Callebaut, Tenant Fit-Out, Zurich, Switzerland
- BIMSB, Berlin Institut for Medical Systems Biology, Germany
- Boehringer Ingelheim New Building VGN, Ingelheim, Germany
- Covestro, Leverkusen, Germany
- Creos Headquarters Luxembourg, Strassen, Luxembourg
- CSS, Luxembourg
- DKV Köln, Germany
- FFHS Campus, Zurich, Switzerland
- Fielmann AG – Office Conversion, 3rd Floor, IT, Hamburg, Germany
- GIZ Campus, Bonn, Germany
- Hammerbrooklyn.DigitalCampus, Hamburg, Germany
- HASPA – Branch of the Future, Hamburg, Germany
- Hipp Pfaffenhofen, Germany
- Hotel Five, Zurich, Switzerland
- HSG Square, St. Gallen, Switzerland
- Joachimsthaler Strasse 10-12, Berlin, Germany
- Cantonal Hospital of Graubünden, Switzerland
- KÖ Quarter Düsseldorf, Germany
- LHI Campus Pullach, Germany
- Marienturm, Frankfurt, Germany
- Maria-Ward Schools, Nuremberg, Germany
- New Headquarters of the „Cité de la Sécurité Sociale“, Luxembourg, Luxembourg
- New Lindner Group Headquarters, Arnstorf, Germany
- New Palace of Justice, Kuwait
- New TAZ Building, Berlin, Germany
- Porsche Zenter Roost, Bissen, Luxembourg
- Poststrasse Ostermundigen, Switzerland
- Pulse Berlin, Germany
- Ritterstrasse, Berlin, Germany
- SABB HQ Riyadh, Saudi Arabien
- Scharr Headquarters Conversion, Stuttgart, Germany
- SIDF Riyadh, Saudi Arabia
- SkyPort Airport Stuttgart, Germany
- Sunrise Genf, Switzerland
- Tenant Fit-Out Kaufmannshaus, Hamburg, Germany
- THE SQUAIRE, Frankfurt, Germany
- Tour B, Luxembourg City, Luxembourg
- Zurich Insurance Group, Westoffice, Tenant Fit-Out, St. Gallen, Switzerland
- ZOOM Berlin, Germany

**Further references
to partition systems
can be found here:**



Contents

01 Lindner Group	3
02 Project-Specific Solutions.....	10
03 Partitions	34
Partition Systems Glass.....	36
Lindner Life Stereo 125	42
Lindner Life Stereo_GCC.....	46
Lindner Life Contour 126	50
Lindner Life Freeze 137	54
Lindner Life Pure 620	58
Lindner Life Nature.....	62
Lindner Life Clear	66
Lindner Life Clear_N	70
Lindner Life Fire.....	74
Partition Systems Full Panel.....	78
Lindner Logic 100 Timber	82
Lindner Logic 100 Metal.....	86
Lindner Logic 100 Metal-Acoustic.....	90
Lindner Logic 100 Timber-Acoustic.....	94
Wall Claddings	98
Lindner Free Timber	102
Lindner Free Metal	106
Lindner Free Glass.....	110
04 Additional Equipment – Lindner Plus.....	114
Lindner Plus Acoustic Metal	116
Lindner Plus Acoustic Textile	118
Lindner Plus Blinds.....	120
Lindner Plus Ventilation Panel	122
Lindner Plus Organisation	124

05 Aluminium/Glass Doors	126
Sound Insulation Doors	128
Typ ATB 42	132
Typ ATB 68	136
Typ ATB 100	140
Typ GTB 10	142
Typ GTB 13	146
Typ GTB 56	150
Typ GTB 100	154
Sliding Doors	156
Typ AST 42	160
Typ HST 41	164
Typ GST 10/13	168
Fire and Smoke Protection Doors	176
Typ ATB - ADS 80 FR 30	180
Typ ATB - ADS 80 FR 60	182
Typ GTB - ADS 80 FR 30	184
Typ ATB RS	186
Wooden Doors	188
06 Surfaces	192
Perforations	194
Standard Perforations	196
07 Expertise	200
Fire Protection	202
Acoustics	203
Statics	205
Safety	206
Sustainability	207
BIM – Building Together more Effectively Through Digitisation	209

Project-Specific Solutions

Adding Value to Your Ideas

Putting your ideas and plans into practice is a challenge we welcome. Our experts in the various specialist divisions will work with you to find the ideal solution for your project and can advise you on functional, construction and design details. We would be happy to assist you with your concept – from planning and production through to installation. And of course also on your path to a sustainable, healthy building with the corresponding certification. We also offer you another unique added value: we provide you with everything from one source.

- flexible partition systems
- bespoke solutions that focus on design and functionality
- support from planning through to installation
- extensive in-house production expertise
- Cradle to Cradle Certified® sustainable systems





Further references
to partition systems
can be found here:







Further information
to this reference
can be found here:




Poststrasse Ostermundigen, Switzerland

The area formerly occupied by the Acifer hall in the business park right next to the train station in Ostermundigen has been redeveloped and is now home to the new modern headquarters of the Touring Club Switzerland. The TCS has a long-term lease for the building and is using it as its main Swiss-German office. The building has a size of 18,000 m², with office space for 650 people and a number of individual retail and commercial spaces.

The offices and meeting rooms have been built to the highest specifications in terms of both functionality and visual appeal. They are enclosed by studless Lindner Life Clear Glass

Partitions set inside slim external aluminium frames for a quiet working environment and excellent room acoustics. These glass panels are interspersed with wooden partitions that add an element of warmth. Some of the partition systems were also fitted with special integrated and concealed wall-end sections. The entrance areas, which are subject to higher fire protection requirements, were fitted with Lindner Life Stereo 125 Glass Partition Elements. These versatile partition systems were complemented with wooden doors produced by Lindner, accessible switch panels, classic dry lining systems and fire-stops.

Further information
to this reference
can be found here:



Porsche Zenter Roost, Bissen, Luxembourg

Porsche is one of the world's most successful sports car manufacturers – not least thanks to its meticulous attention to quality and design. In Luxembourg, Porsche's have been sold by André Losch for a great many years. Following the launch of the Porsche Centre in Lëtzebourg, Losch set up his second dealership in 2021 by opening the Porsche Centre in Roost. A large number of this centre's internal areas were fitted out by Lindner's Luxembourg s.à.r.l branch.

This called for the development of an exclusive and elegant design that would reflect this iconic luxury brand's image. As a result, Lindner fitted a large number of Lindner Life Pure 620 Glass Partitions, around a third of which are also designed as safety barriers. Most of these timeless partition systems are located in the upper storey offices, the stairwell and workshop. The partitions separating the offices are made of solid glass, complemented with elegant sound insulation glass doors set inside simple black frames.







Further information
to this reference
can be found here:



FFHS Campus, Zurich, Switzerland

The FFHS Campus at Zurich Central Station is one of the FFHS' (Swiss Distance University of Applied Sciences) key campuses in the German-speaking part of Switzerland. The ultramodern complex contains both teaching rooms and offices. Lindner made a significant contribution to the building's interior finishing and design by providing many of its elegant partitions, ceiling systems and doors.

The building's acoustic requirements were furthermore efficiently met through the use of double glazed partition elements such as the Lindner Life Contour 126. This glass partition system features front-mounted glazing, which makes

it an epitome of transparency and openness. The electric roller blind system comes with encoder technology and can be used to make spaces more private at the touch of a button. Strategically placed fire-stops furthermore improve the interior's acoustic quality overall and shield the meeting rooms from noise. The FFHS' crisp design is rounded off with sound-absorbing lamella ceilings and gypsum ceiling boards. The entrances to the individual rooms are fitted with colour-matched tubular aluminium frame doors. Thanks to the custom-designed door frames, all of the electrical installations have been fitted in such a way that they are completely concealed.



Further information
to this reference
can be found here:




Hammerbrooklyn. DigitalCampus, Hamburg, Germany

The Hammerbrooklyn.DigitalCampus is considered one of the Hanseatic city's most important projects of the future. The Digital Pavilion is the heart of the campus: Formerly designed as the US Pavilion for the Expo 2015 in Milan, it is now used as a co-working and co-creation space for the digital and creative industries. As part of its conversion, the Pavilion has been extended to a total of 7,500 m² and, in addition to its open-plan exhibition spaces, now also contains various event spaces, food and drink outlets as well as self-contained meeting and work rooms.

The interior was designed using recycled and recyclable materials, and with an emphasis on energy efficiency, as exemplified by the steel structure used for its 'Expedition Room', which is a 23-metre long meeting room that appears to float in-between two floors. The solid glass partitions and other office and working areas were created using Lindner Life Stereo 125 Cradle to Cradle Certified® Glass Partitions. These partitions not only distinguish themselves through their many different acoustic features, but also through their timeless design. Lindner also provided various dry lining structures, energy-efficient suspended ceiling tiles and mobile partitions for the building.








Further information
to this reference
can be found here:



Cantonal Hospital of Graubünden, Switzerland

The Cantonal Hospital of Graubünden, which is the district general hospital in the south-east of Switzerland, provides a wide range of inpatient and outpatient care. Its highly trained doctors and nurses, modern technologies and state-of-the-art healthcare reflect its high standards – just as does its newly built main hospital complex. The new rooms have been designed for flexible use, which means that they allow the hospital to effectively respond to changing needs.

Lindner significantly contributed to the new building's interior fit-out and supplied and fitted wooden and aluminium doors and Lindner Free Timber and Lindner Free Glass Wall Cladding. Both of these types of cladding have been used to striking effect thanks to their many different surface design options, which range from different types of wood to coatings and colours. This combination of wood and glass elements has given the Cantonal Hospital a contemporary, modern look, with bright rooms and a welcoming atmosphere that supports patients' healing processes.



Bad Homburg Depot, Germany

The newly built district offices and depot are now home to all of the council departments of the district town of Bad Homburg v. d. Höhe. This means that the city council, internal services, waste management, highway maintenance, building construction and civil engineering, workmen and grounds maintenance departments, all of which used to be housed in different buildings, have now found a home in this building. The new building has also provided the additional office space needed to allow staff who were previously working in container offices to move back into the main building.

The new council office building is equipped with the latest technology. This includes smart and sustainable lighting as well as two ventilation systems. Lindner contributed to the office and administration building's interior fit-out with Lindner Logic 100 Timber and Lindner Logic 100 Metal Partitions, as well as Lindner Life Freeze 137 Glass Partitions. This combination of wood, metal and glass has given the building a modern look and allows for both privacy as well as transparency.







Further information
to this reference
can be found here:



HSG Square, St. Gallen, Switzerland


The SQUARE of the University of St. Gallen bears the slogan “The Future of Learning is Now” – and most certainly does justice to just that! As a prototype of the university of the future, the SQUARE is a meeting place and inspiration for students, lecturers and alumni, as well as experts from the economic, political and cultural sectors. It regularly hosts events aimed at promoting constructive exchange.

As a number of studies have shown, our environment has a significant effect on the way we communicate and collaborate with others – which, in many settings, makes smart interior design even more important. Lindner contributed to the SQUARE’s successful design in a number of ways, including

a Lindner Life Freeze 137 Glass Partition and acoustically-optimised Lindner Logic 100 Metal-Acoustic Partition. These interior fit-out elements were rounded off with Lindner Free Metal Wall Cladding and GTB 100 Glass Doors. Another design highlight provided by Lindner is the Lindner Logic 100 Partition, which has a fabric covering. This fabric not only gives this partition a fabulous look, but also increases acoustic comfort.



Further information
to this reference
can be found here:



Hotel Five, Zurich, Switzerland


The 5-star hotel FIVE in Zurich is a luxury hotel in a class of its own. Opened in July 2022, it is home to 87 suites and 62 modern hotel rooms, as well as award-winning restaurants, a rooftop nightclub and luxurious spa with indoor and outdoor pools. As a hotel of this class, significant attention was also paid to the quality and aesthetics of its interior fit-out.

This includes GTB 100 Glass Doors as well as a bespoke glass cylinder with an integrated door supplied and installed by Lindner. This cylinder is a bespoke, custom-designed Lindner Life Clear Glass Partition with recessed floor tracks and

impresses with its elegance and unique design. Lindner's oversized Life Freeze 137 Glass Partitions are yet another of the hotel's design highlights: at 2.8 metres high and 2.6 metres 'wide, their installation required a special level of expertise – the result of which is a pleasant combination of openness and light.








Joachimsthaler Strasse 10-12, Berlin, Germany

Joachimsthaler Strasse 10-12, a building right in the heart of Berlin, was converted into modern offices. Since their completion in May 2022, this is also where RFR Management GmbH set up its Berlin office. The design for the office building was developed by the architects Jensen + Winkler, who did so with a particular emphasis on creating a flexible usage concept and sustainable design. In line with the German capital's heritage, the interior is a successful blend of industrial style, timeless elegance and refreshing greenery.

The designers furthermore used glass as a contrast to warm wood and dark metals. This was done using Lindner Life Pure 620 and Lindner Life Clear Glass Partitions, which perfectly combine transparency and stability. The GTB 56 and GTB 13 Glass Doors were fitted with strike plates and integrated switch panels inside their frames, which make them a perfect example of stylish design paired with maximum functionality.



Further information
to this reference
can be found here:



Maria-Ward Schools, Nuremberg, Germany


The Maria-Ward School in Nuremberg is considered the most modern school in Bavaria. It has about 1,200 pupils and over 150 primary and secondary school teachers who all come together for lessons in the building's new classrooms. The complex's elliptical atrium is the heart of this all-girl school and doubles up as an assembly hall and multi-functional event space. It features a number of large windows facing the courtyard.

The building's interior includes many intricate details, one of which is a bespoke glass partition built by Lindner: Lindner's Life Fire comes without a frame and can be easily recessed into floors and ceilings with the aid of a track. The doors

and glass partition systems supplied by Lindner are certified to fire resistance classes F 0, F 30 and F 90 to make sure that the different rooms meet the relevant fire protection requirements. Another special architectural detail provided by Lindner are the frameless wooden doors, which have been seamlessly integrated into the glass partitions. Their real silver fir veneer exterior has been designed to match the wall cladding and built-in furniture. Lindner also developed a number of other bespoke solutions for the school, including curved artificial lawns, designer furniture, ultramodern teaching kitchens, special teachers' desks and an elliptical counter.







Further information
to this reference
can be found here:



Scharr Headquarters Conversion, Stuttgart, Germany

The company Friedrich Scharr KG completely redesigned its headquarters in Stuttgart. As part of this project (LK50), the company created an innovative office concept with large lounge and meeting areas for its 120 staff. This involved re-dividing the available space and the creation of open-plan, flexible office spaces as replacements for its former small individual offices and corridors from the 1970s.

In addition to various aluminium, glass and wooden door elements, the Lindner Group also provided various

partition systems for the project. This included Lindner Free Metal Wall Cladding and a Lindner Logic 100 Timber Wood Partition. These walls are interspersed with transparent glass partitions such as the Lindner Life Pure 620 and the Lindner Life Contour 126 Partition System. One of the headquarters' special highlights is the Lindner Life Fire, which is a single glazed glass partition with a fire resistance rating of F 90 that combines elegant design with maximum safety.

Partitions

Perfect Divisions

The right partition for every room. Whether made of glass, wood or metal – our partition and glass partitions come with a wealth of options. They allow you to quickly adapt rooms in response to changing work conditions and workflows without material losses. Take a look at Lindner's large product range and options! We are experts at designing and installing floor to ceiling glass walls, partially glazed and moveable partitions.

- **The Perfect Solution for Every Room:** infinite possibilities for combining elements from our large product range for a perfect result
- **Custom Designs Included:** We'll work with you to adapt our products to meet your project's requirements.



Partition Systems Glass

Real All-Rounders





Glass can be put to a multitude of uses when it comes to fitting out interior spaces. Glass creates an instant sense of refined elegance, channels light and creates bright and pleasant atmospheres. It also effectively blocks noise, which makes it perfect for creating quiet spaces in which people can work undisturbed – and hence is ideal for offices.

- **Easy to Install:** Our systems are easy and quick to install thanks to being modular and largely pre-fabricated.
- **Custom Designs:** Our products can be customised in a wide variety of ways to meet your specific needs.










Glass Partition Systems

		Technical Data		Acoustics		Fire Protection
		Visible Width of Frame	Wall/Pane Thickness	Sound Insulation (according to ISO 717-1)	Longitudinal Sound Insulation (according to ISO 717-1)	(according to DIN 4102/EN 13501-2)
	Lindner Life Stereo 125 Glass Partition with front-mounted glazing Glass partition in laterally hooked, surrounding aluminium frame, constructed as double glazing. Powder coated or anodised aluminium.	35 mm	wall thickness: 100 and 125 mm glass pane thickness: 6/8 mm	$R_w = 44 - 53 \text{ dB}$	$D_{n,f,w} = 63 - 65 \text{ dB}$	F 30, EI 30/EI 60
	Lindner Life Stereo_GCC Glass partition with front-mounted glazing Glass partition in laterally hooked, surrounding glazing frame made of the wood-based material GCC (German Compact Composite), constructed as double glazing.	45 mm	wall thickness: 100 mm glass pane thickness: 6/8 mm	$R_w = 45 - 52 \text{ dB}$	$D_{n,f,w} = 61 \text{ dB}$	—
	Lindner Life Contour 126 Glass Partition with front-mounted glazing Glass partition in laterally hooked, surrounding aluminium frame, constructed as double glazing. Powder coated or anodised aluminium.	16 mm	wall thickness: 100 and 125 mm glass pane thickness: 6/8 mm	$R_w = 44 - 55 \text{ dB}$	$D_{n,f,w} = 65 \text{ dB}$	F 30, EI 30/EI 60
	Lindner Life Freeze 137 Glass Partition with flush-mounted glazing Glass partition with flush-mounted hooked aluminium frame, constructed as double glazing. Powder coated or anodised aluminium.	20/32 mm	wall thickness: 100 and 125 mm glass pane thickness: 6/8/10 mm	$R_w = 37 - 57 \text{ dB}$	$D_{n,f,w} = 65 \text{ dB}$	F 30, EI 30/EI 60

Burglary Protection		Sustainability		Surfaces		Statics	Additional Equipment	
	(according to DIN EN 1627)	Cradle to Cradle Certified®	Self-Declaration (according to ISO 14021)	Glass	Profiles	*AbP: General Building Inspection Test Certificate **LBO: Regional Construction Ordinances ***MVV TB: Model Administrative Rules on Technical Building Regulations	Organisation Elements	Blinds
	✓	✓	✓	foils, screen printing, enamel	powder coated, anodised	installation areas 1 and 2, non-load bearing partition according to DIN 4103, fall protection according to DIN 18008-4 and AbP* (according to LBO** and MVV TB***), anti-seismic performance possible	✓	✓
	–	–	✓	foils, screen printing, enamel	oiled	installation areas 1 and 2, non-load bearing partition according to DIN 4103	✓	✓
	✓	✓	✓	foils, screen printing, enamel	powder coated, anodised	installation areas 1 and 2, non-load bearing partition according to DIN 4103, fall protection according to DIN 18008-4 and AbP* (according to LBO** and MVV TB***)	✓	✓
	✓	–	✓	foils, screen printing, enamel	powder coated, anodised	installation areas 1 and 2, non-load bearing partition according to DIN 4103, fall protection according to DIN 18008-4 and AbP* (according to LBO** and MVV TB***), anti-seismic performance possible	✓	✓

Glass Partition Systems

		Technical Data		Acoustics		Fire Protection
		Visible Width of Frame	Wall/Pane Thickness	Sound Insulation (according to ISO 717-1)	Longitudinal Sound Insulation (according to ISO 717-1)	(according to DIN 4102/ EN 13501-2)
	Lindner Life Pure 620 Glass Partition with single glazing Glass partition with post-free, continuous glazing for maximum transparency. Narrow aluminium profiles are used for horizontal and vertical connections.	frameless	wall thickness: 10/12/16 mm safety glass	$R_w = 34 - 40 \text{ dB}$	$D_{n,f,w} = 53 - 61 \text{ dB}$	–
	Lindner Life Nature Glass Partition with oak profile The filigree character of a fully glazed partition creates an all new connection with sustainable oak profiles.	frameless	wall thickness: 55 mm glass pane thickness: 10/12/16 mm safety glass	$R_w = 35 - 40 \text{ dB}$	–	–
	Lindner Life Clear Double Glazed Glass Partition with double glazing Glass partition with low profiles for optimum light penetration and a modern look. This partition has an excellent sound insulation rating despite offering maximum transparency.	frameless	wall thickness: 100 mm glass pane thickness: 10/12 mm safety glass	$R_w = 42 - 49 \text{ dB}$ (Glass Partition) $R_w = 42 - 55 \text{ dB}$ (Solid Partition)	$D_{n,f,w} = 61 \text{ dB}$	–
	Lindner Life Clear_N Double Glazed Glass Partition with solid wood lining Fully glazed partition with minimalist profiles and solid wood lining brings elegance and warmth to your room. Open design, combined with high sound insulation.	frameless	wall thickness: 100 mm glass pane thickness: 10/12 mm safety glass	$R_w = 42 - 49 \text{ dB}$ (Glass Partition) $R_w = 42 - 55 \text{ dB}$ (Solid Partition)	$D_{n,f,w} = 61 \text{ dB}$	–
	Lindner Life Fire Glass Partition with single glazing Fire-rated glass partition with wooden profiles for a maximum sense of openness and transparency.	frameless	wall thickness: 100/125/150 mm glass pane thickness: 27 - 67 mm	$R_w = 41 - 51 \text{ dB}$	–	F 30/F 90, EI 30/ EI 60/ EI 90

	Burglary Protection	Sustainability		Surfaces		Statics	Additional Equipment	
	(according to DIN EN 1627)	Cradle to Cradle Certified®	Self-Declaration (according to ISO 14021)	Glass	Profiles	*AbP: General Building Inspection Test Certificate **LBO: Regional Construction Ordinances ***MVV TB: Model Administrative Rules on Technical Building Regulations	Organisation Elements	Blinds
	–	✓	✓	foils, screen printing, enamel	powder coated, anodised	fall protection according to DIN 18008-4 and AbP* (according to LBO** and MVV TB***), anti-seismic performance possible	–	–
	–	–	✓	foils, screen printing, enamel	oak	installation area 1 and 2	–	–
	–	✓ (Glass Partition)	✓	foils, screen printing, enamel	powder coated, anodised	installation areas 1 and 2, non-load bearing partition according to DIN 4103	–	–
	–	–	✓	foils, screen printing, enamel	powder coated, anodised, wood veneer	installation areas 1 and 2, non-load bearing partition according to DIN 4103	–	–
	–	–	–	foils	wood, wood veneer, metallic finish	installation areas 1 and 2, non-load bearing partition according to DIN 4103, fall protection according to DIN 18008-4	–	–


Lindner Life Stereo 125

Glass Partition with Front-Mounted Glazing



The Lindner Life Stereo 125's front-mounted glazing and harmonious design make it a particularly attractive choice for any interior. It is suitable for use in many different situations thanks to meeting a wide range of requirements such as providing effective sound insulation, and fire and fall protection. The double glazed panes can easily be fitted with blinds for added privacy in working environments.

- **Easy to Install:** Quick and easy to install thanks to being modular and largely pre-fabricated.
- **Bespoke:** Can be combined with a wide range of different profile finishes to suit your preferences – perfect for creating unique interior spaces.



GIZ Campus, Bonn, Germany



Hammerbrooklyn. DigitalCampus, Hamburg, Germany



Arxada, Basel, Switzerland

Technical Data

Module Width	300 - 1,500 mm
Height	standard to 5,000 mm (undivided 3,500 mm)
Wall Thickness	100 and 125 mm
Glass Pane Thickness	6/8 mm
Joint Width	6 mm (optional 8 mm)
Visible Width of Aluminium Frame	35 mm
Weight	approx. 35 - 117 kg/m ²
Tolerances	± 10 mm in height and width

Acoustics

(from page 203)

Sound Insulation	44 - 53 dB R _w (= laboratory value) according to ISO 717-1
Longitudinal Sound Insulation	63 - 65 dB D _{n,f,w} according to ISO 717-1

Fire Protection

(from page 202)

F 30 according to DIN 4102

EI 30/EI 60 according to EN 13501-2

Burglary Protection

RC2 according to DIN EN 1627 possible

Combinable with

Lindner Logic 100 Metal/Timber

Lindner Logic 100 Metal/Timber-Acoustic

Lindner Plus Blinds

Lindner Plus Organisation

Doors for Partition Systems

Sustainability

(from page 206)

Cradle to Cradle Certified®

self-declaration according to ISO 14021

Surfaces

(from page 192)

Profiles	powder coated/anodised
Glass	foils/screen printing/enamel

Statics

(from page 205)

installation areas 1 and 2, non-load bearing partition according to DIN 4103

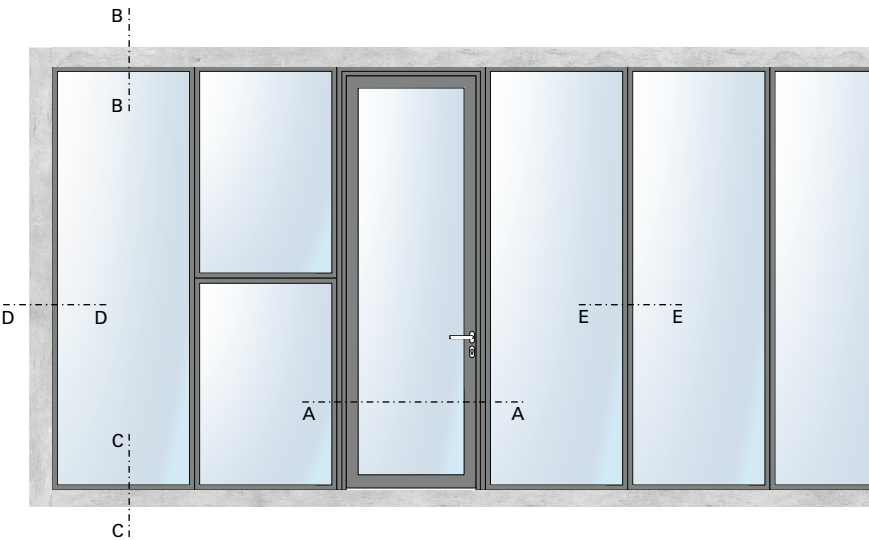
fall protection according to DIN 18008-4 and AbP (General Building Inspection Test Certificate) (according to the Regional Construction Ordinances (LBO) and Model Administrative Rules on Technical Building Regulations (MVV TB))

anti-seismic performance possible

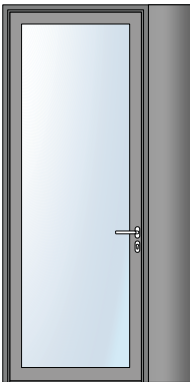
Further information
to this partition system
can be found here:



Lindner Life Stereo 125



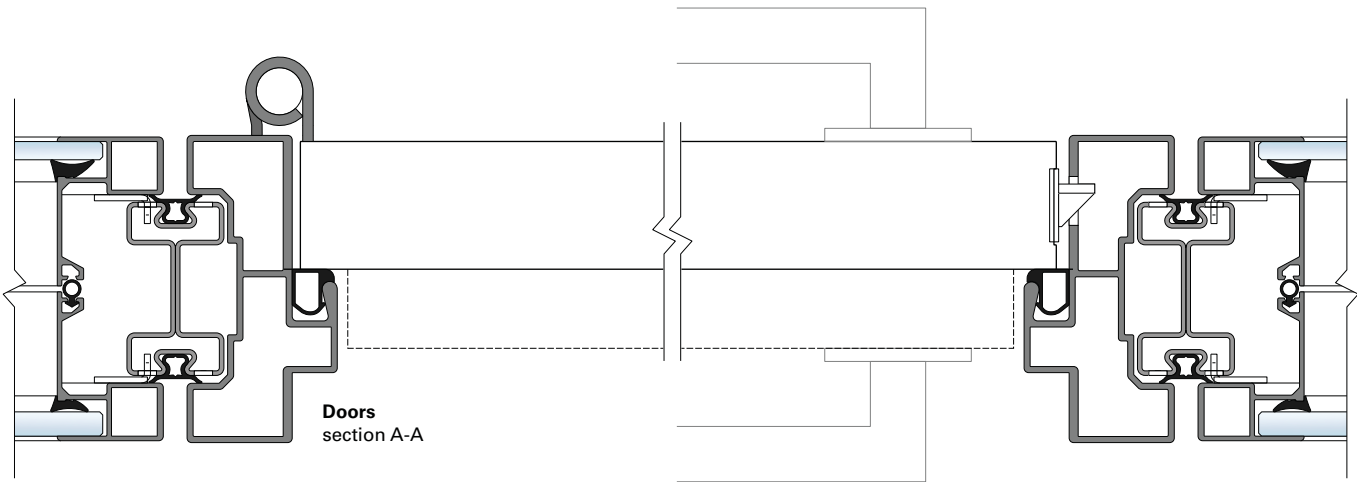
GTB
with fanlight

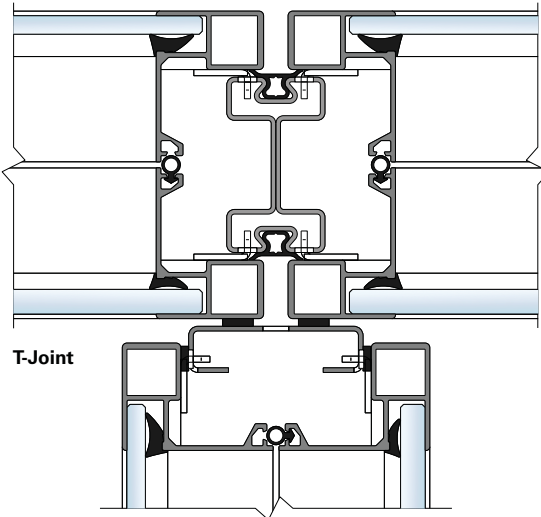
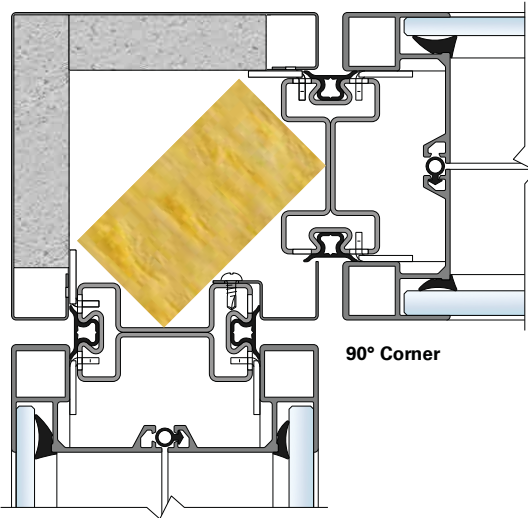
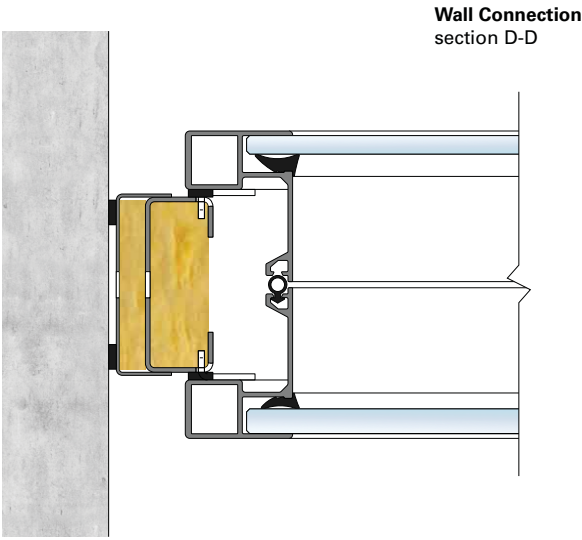
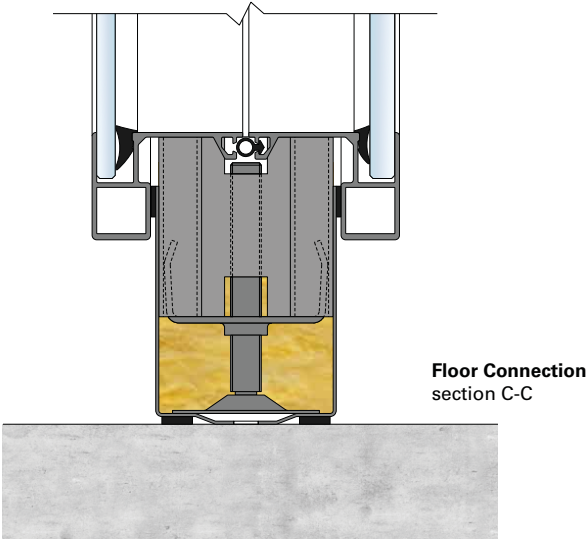
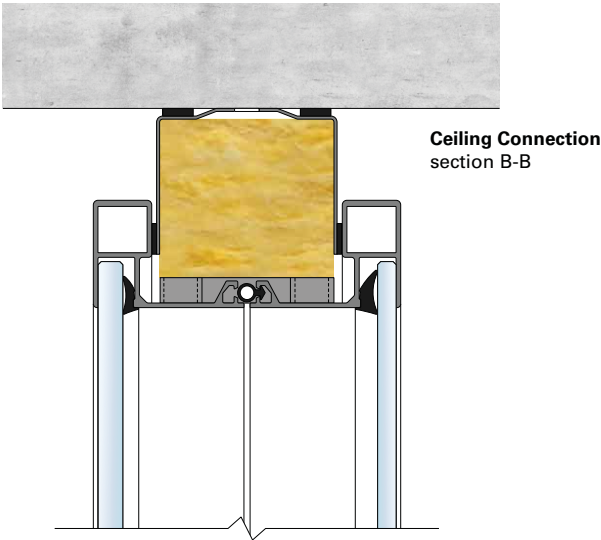


ATB
with switch panel

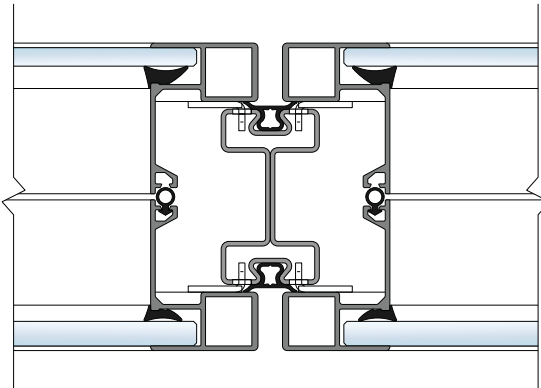


HTB
with top panel and
switch panel





Module Width
section E-E




Lindner Life Stereo_GCC

Glass Partition with Front-Mounted Glazing

The Lindner Life Stereo_GCC glass partition combines modern design with a sustainable choice of materials. The laterally hooked, surrounding glazing frame made of the highquality wood-based material GCC (German Compact Composite) in slate grey oiled gives the partition an elegant look. Thanks to the easy-to-assemble design of the system, it is quick to install and easy to dismantle. GCC stands for innovation and sustainability: with up to 75 % natural fibres and high-performance polymers made from recycled plastics, the polymer-bonded wood-based material meets the highest ecological standards and also offers outstanding material health.

- **Environmentally conscious and recycled components:** Meets Cradle to Cradle Certified® Gold standard and Platinum standard in material health
- **Stylish design:** Use of high-quality materials for an elegant look
- **Efficient construction:** Quick and easy installation and easy dismantling



Lindner Group, Arnstorf, Germany



Lindner Group, Arnstorf, Germany



Lindner Group, Arnstorf, Germany

Technical Data

Module Width	300 - 1,250 mm
Height	standard to 3,500 mm
Wall Thickness	100 mm
Glass Pane Thickness	6/8 mm
Joint Width	6 mm (optional 8 mm)
Visible Width of Glazing Frame	45 mm
Weight	approx. 44 - 62 kg/m ²
Tolerances	± 10 mm in height and width

Acoustics

(from page 203)

Sound Insulation	45 - 52 dB R _w (= laboratory value) according to ISO 717-1
Longitudinal Sound Insulation	61 dB D _{n,f,w} according to ISO 717-1

Sustainability

(from page 206)

Self-declaration according to ISO 14021

Surfaces

(from page 192)

Profiles	oiled
Glass	foils/screen printing/enamel

Statics

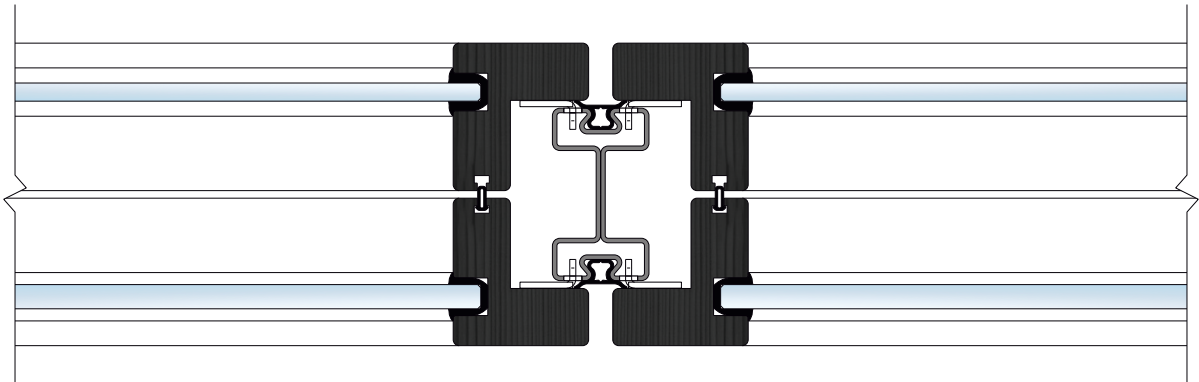
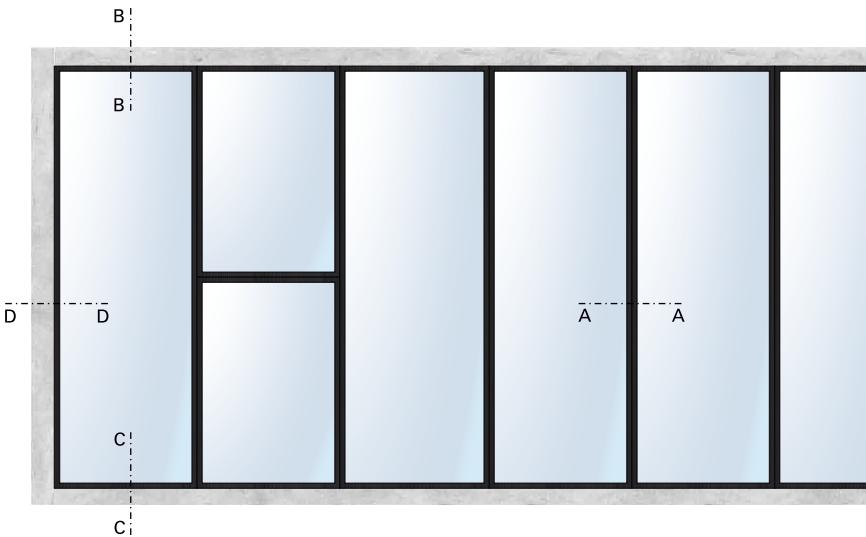
(from page 205)

Installation areas 1 and 2, non-load bearing partition according to DIN 4103

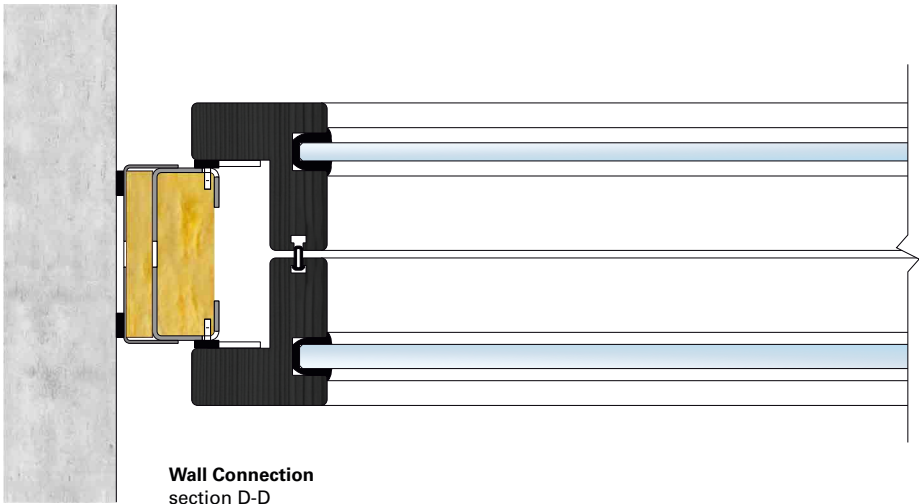
Further information
to this partition system
can be found here:



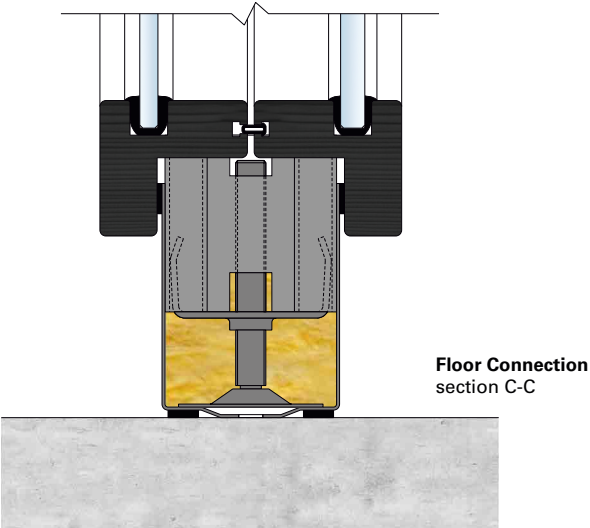
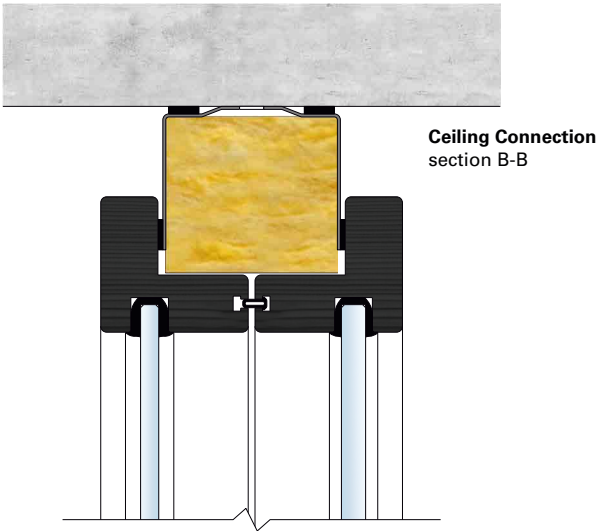
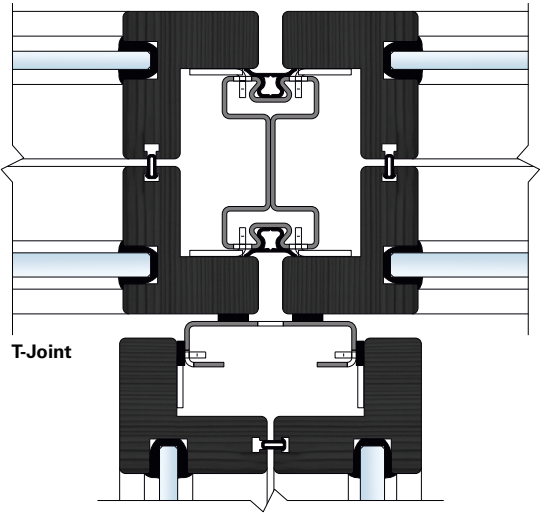
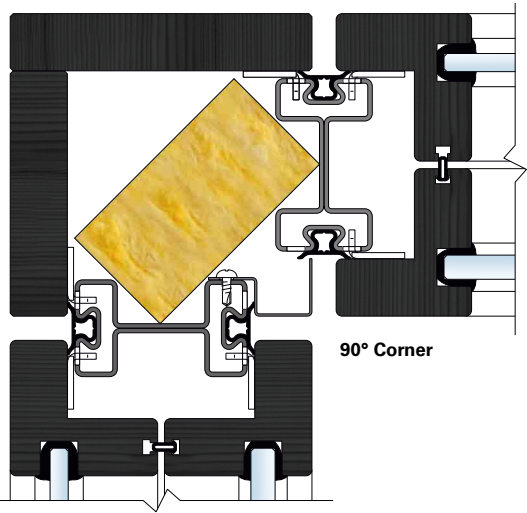
Lindner Life Stereo_GCC



Module Width horizontal
section A-A



Wall Connection
section D-D



Lindner Life Contour 126

Glass Partition with Front-Mounted Glazing

The Lindner Life Contour 126 is one of the most effective of the Lindner Partition Systems when it comes to creating a sense of openness and transparency despite its full surround frame. The system's front-mounted glazing gives it a particular well-balanced look, which is further emphasised by its very slim visible frame sections and large expanses of glass. Privacy? Thanks to the fact that these modules can be fitted with blinds, it's easy to increase a room's privacy whenever needed. The modules' high sound insulation ratings make them perfect for creating productive working environments.

The Lindner Life Contour 126 is designed for creating transparent as well as open, quiet and private spaces – and effectively does just that.

- **Simple and Minimalist:** The slim visible width of the aluminium frame of just 16 mm ensure that the modules feature a maximum of glass for creating bright and open interior spaces.
- **Total Flexibility:** This partition system can be moved at any time to adapt to changing conditions.



FFHS Campus, Zurich, Switzerland



FFHS Campus, Zurich, Switzerland



BIMSB, Berlin Institut for Medical Systems Biology, Germany

Technical Data

Module Width	300 - 1,500 mm
Height	standard to 5,000 mm (undivided 3,500 mm)
Wall Thickness	100 and 125 mm
Glass Pane Thickness	6/8 mm
Joint Width	6 mm (optional 8 mm)
Visible Width of Aluminium Frame	16 mm
Weight	approx. 36 - 117 kg/m ²
Tolerances	± 10 mm in height and width

Acoustics

(from page 203)

Sound Insulation	44 - 55 dB R _w (= laboratory value) according to ISO 717-1
Longitudinal Sound Insulation	65 dB D _{n,f,w} according to ISO 717-1

Fire Protection

(from page 202)

F 30 according to DIN 4102

EI 30/EI 60 according to EN 13501-2

Burglary Protection

RC2 according to DIN EN 1627 possible

Combinable with

Lindner Logic 100 Metal/Timber

Lindner Logic 100 Metal/Timber-Acoustic

Lindner Plus Blinds

Lindner Plus Organisation

Doors for Partition Systems

Sustainability

(from page 206)

Cradle to Cradle Certified®

self-declaration according to ISO 14021

Surfaces

(from page 192)

Profiles	powder coated/anodised
Glass	foils/screen printing/enamel

Statics

(from page 205)

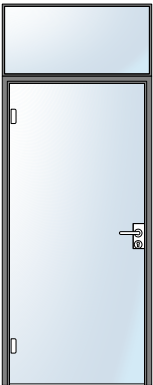
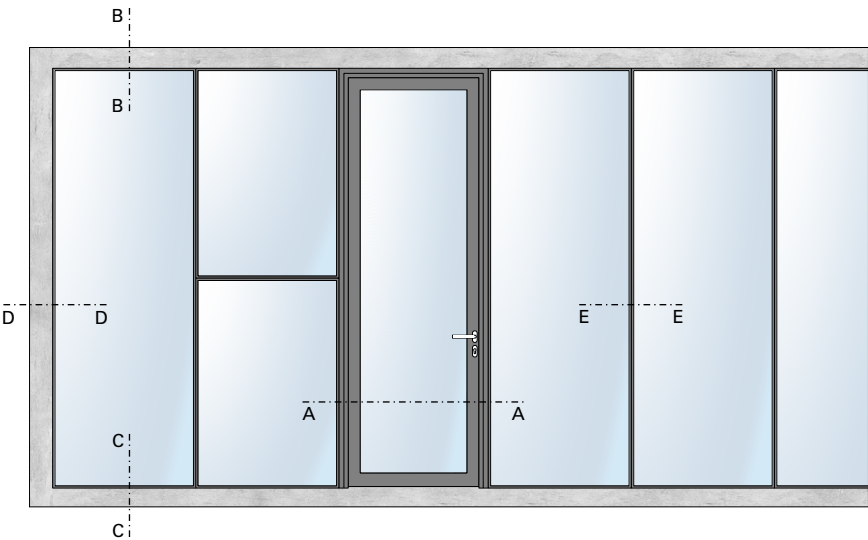
installation areas 1 and 2, non-load bearing partition according to DIN 4103

fall protection according to DIN 18008-4 and AbP (General Building Inspection Test Certificate) (according to the Regional Construction Ordinances (LBO) and Model Administrative Rules on Technical Building Regulations (MVV TB))

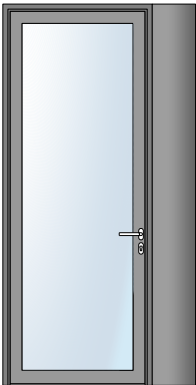
Further information
to this partition system
can be found here:



Lindner Life Contour 126



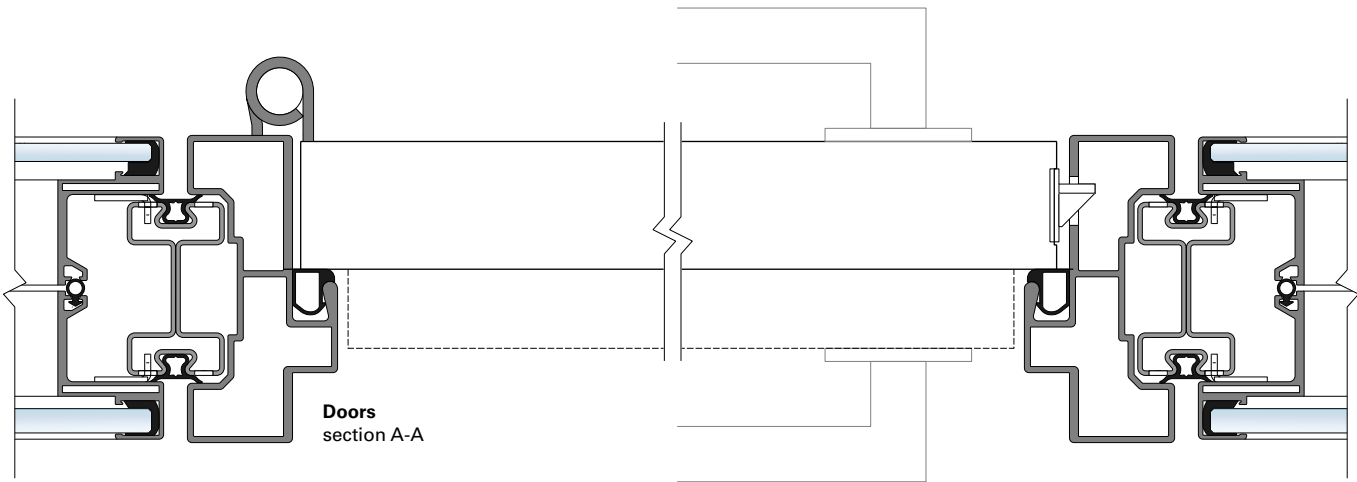
GTB
with fanlight



ATB
with switch panel

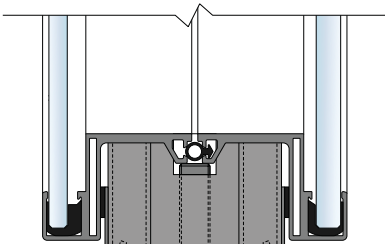


HTB
with top panel and
switch panel

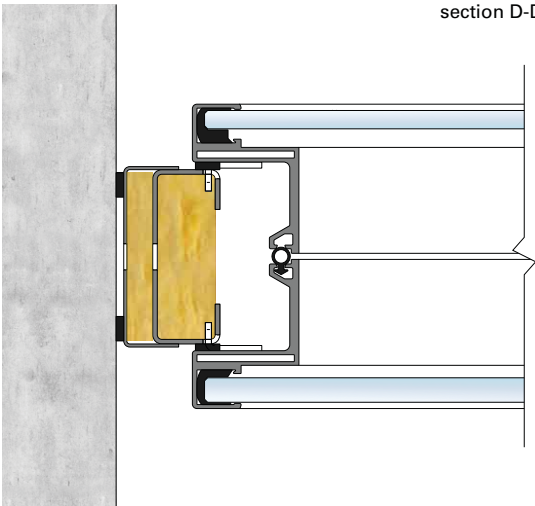




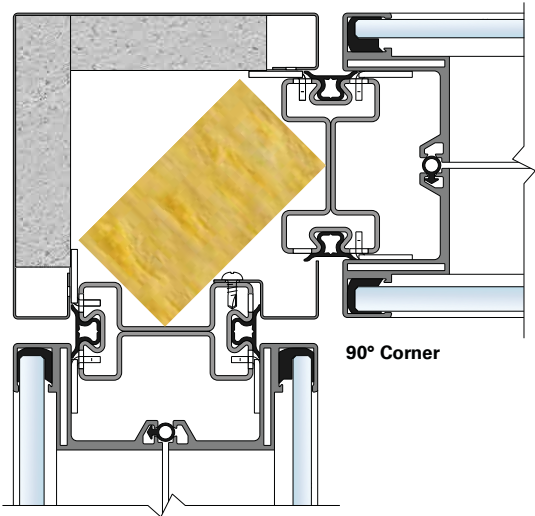
Ceiling Connection
section B-B



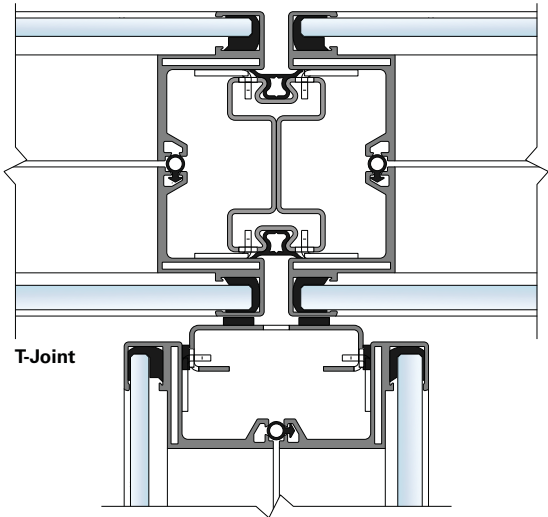
Floor Connection
section C-C



Wall Connection
section D-D

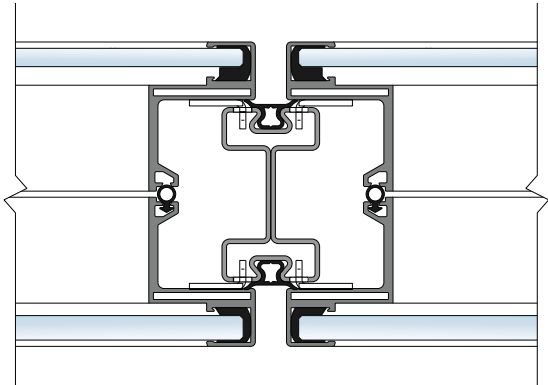


90° Corner



T-Joint

Module Width
section E-E



Lindner Life Freeze 137


Glass Partition with Flush-Mounted Glazing

The Lindner Life Freeze 137 is a perfect combination of elegance and strength. Its flush-mounted glazing is perfect for putting rooms' openness and spaciousness centre stage. This unique structural glazing technology does not require any edging and is a guarantee for maximum reliability and durability. Lindner Life Freeze 137 can furthermore be supplied as an anti-seismic version that fulfils the highest safety standards.

- **Open and Closed:** blinds integrated between glazing panes
- **Design Highlight:** unique design possibilities thanks to wide range of veneer and colour options for profiles and glass



Marienturm, Frankfurt, Germany



New Headquarters of the „Cité de la Sécurité Sociale“, Luxembourg, Luxembourg



Creos Headquarters Luxembourg, Strassen, Luxembourg

Technical Data

Module Width	300 - 1,500 mm
Height	standard to 5,000 mm (undivided 3,500 mm)
Wall Thickness	100 and 125 mm
Glass Pane Thickness	6/8/10 mm
Joint Width	6 mm (optional 8 mm)
Visible Width of Adhesive Surface	20/32 mm
Weight	approx. 37 - 129 kg/m ²
Tolerances	± 10 mm in height and width
Bonding	based on ETAG 002, temperature resistance: -50 °C to +150 °C, colours: white/light grey/black two-component silicone adhesive

Acoustics

(from page 203)

Sound Insulation	37 - 57 dB R _w (= laboratory value) according to ISO 717-1
Longitudinal Sound Insulation	65 dB D _{n,f,w} according to ISO 717-1

Fire Protection

(from page 202)

F 30 according to DIN 4102

EI 30/EI 60 according to EN 13501-2

Burglary Protection

RC2 according to DIN EN 1627 possible

Combinable with

Lindner Logic 100 Metal/Timber

Lindner Logic 100 Metal/Timber-Acoustic

Lindner Plus Blinds

Lindner Plus Organisation

Doors for Partition Systems

Sustainability

(from page 206)

self-declaration according to ISO 14021

Surfaces

(from page 192)

Profiles	powder coated/anodised
Glass	foils/screen printing/enamel

Statics

(from page 205)

installation areas 1 and 2, non-load bearing partition according to DIN 4103

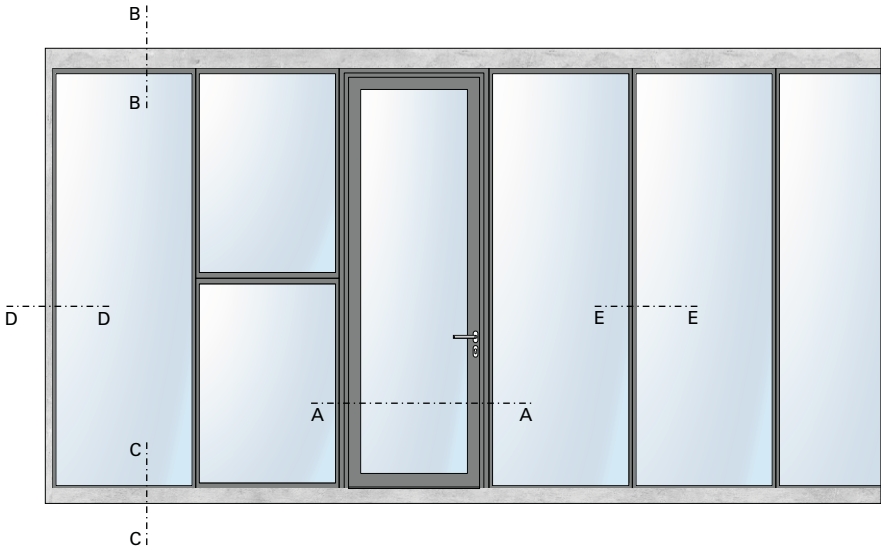
fall protection according to DIN 18008-4 and AbP (General Building Inspection Test Certificate) (according to the Regional Construction Ordinances (LBO) and Model Administrative Rules on Technical Building Regulations (MVV TB))

anti-seismic performance possible

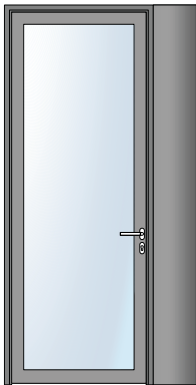
Further information
to this partition system
can be found here:



Lindner Life Freeze 137



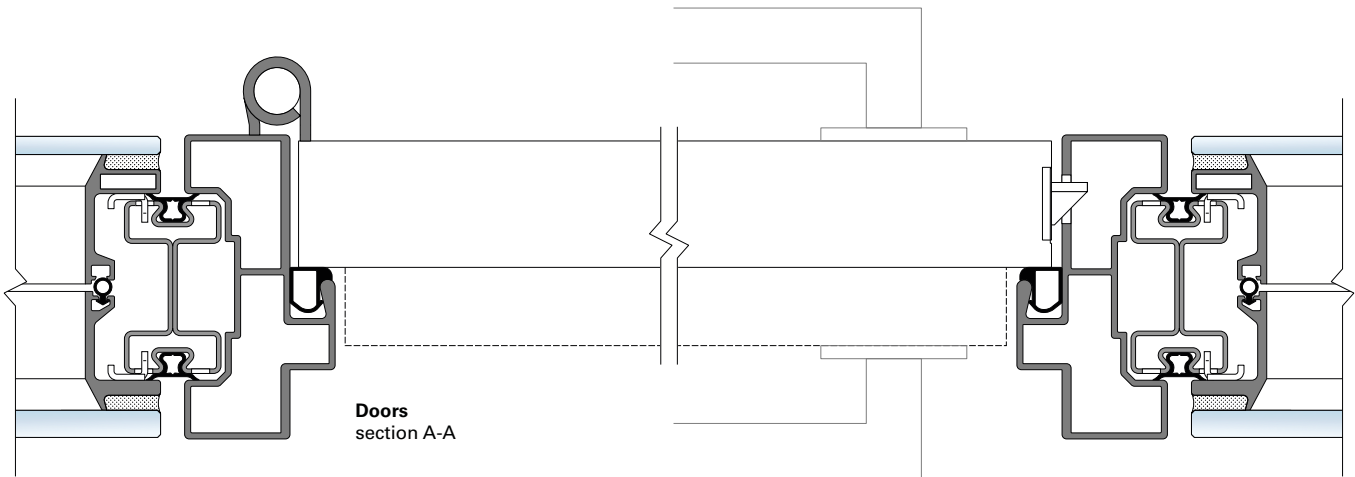
GTB
with fanlight

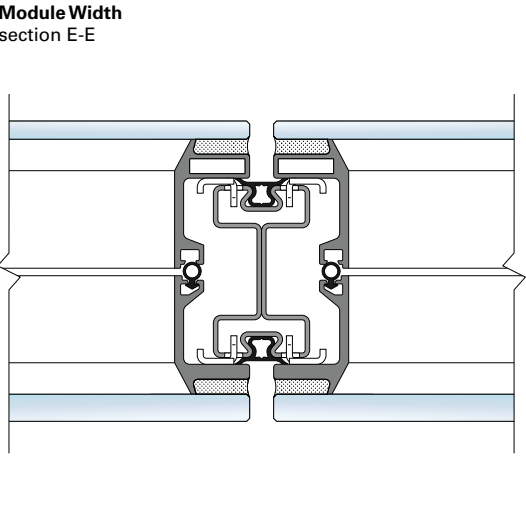
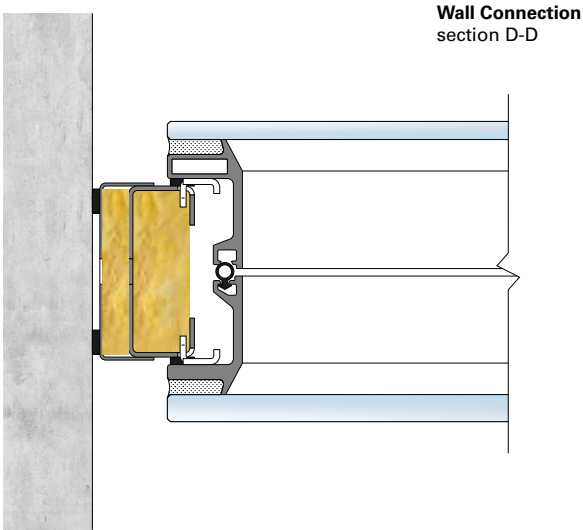
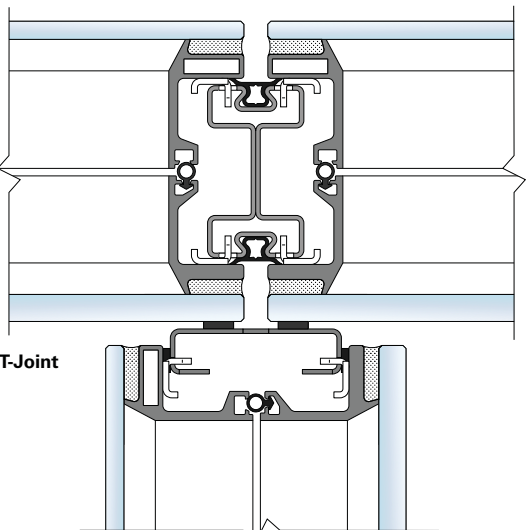
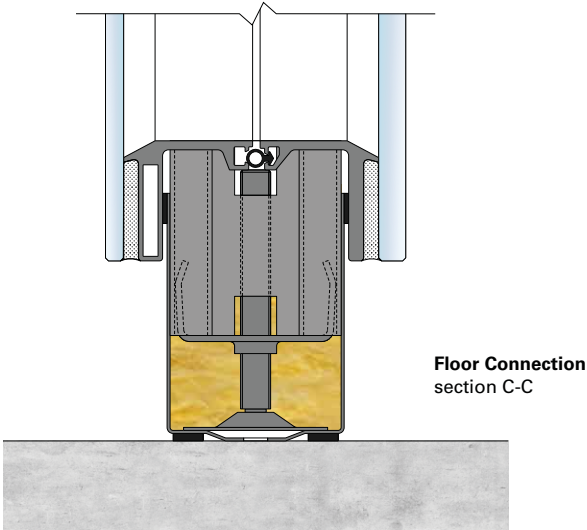
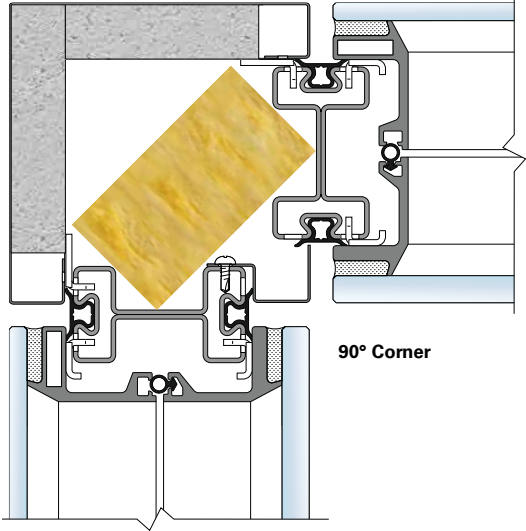
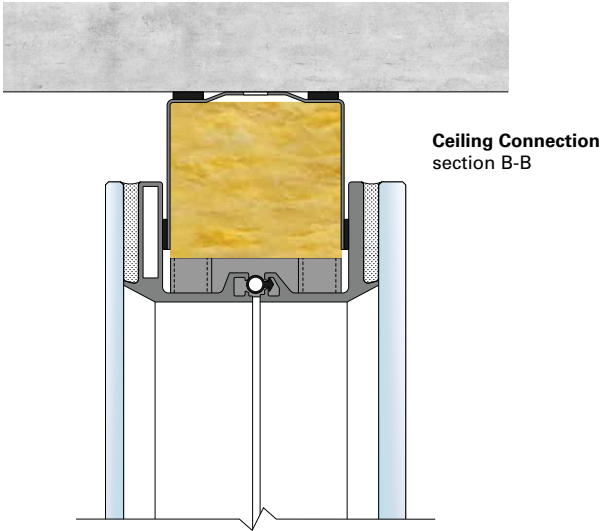


ATB
with switch panel



HTB
with top panel and
switch panel





Lindner Life Pure 620


Single Glazed Glass Partition

The Lindner Life Pure 620 makes an impressive visual impact thanks to being completely frameless- simplicity and elegance. It is the perfect solution for areas requiring minimalistic dividers and maximum transparency. The moveable system's individual modules can be combined in many clever and flexible ways to create a highly economic solution for a big visual impact.

- **Maximum Transparency:** Maximises glass proportion and offers a high level of transparency without any interruptions from vertical uprights or breaks for maximum of design.
- **Open to Change:** The system is very easy to move thanks to its modular structure and simple composition. This makes it extremely effective and flexible in terms of use while simultaneously scoring high on design.



Covestro, Leverkusen, Germany



Tenant Fit-Out Kaufmannshaus, Hamburg, Germany



Porsche Zenter Roost, Bissen, Luxembourg

Technical Data

Module Width	300 - 1,500 mm
Height	standard to 3,500 mm
Glass Pane Thickness	10/12/16 mm safety glass
Joint Width	approx. 3 mm
Weight	approx. 26 - 40 kg/m ²
Tolerances	± 10 mm in width +5/-15 mm ceiling deflection

Acoustics

(from page 203)

Sound Insulation	34 - 40 dB R _w (= laboratory value) according to ISO 717-1
Longitudinal Sound Insulation	53 - 61 dB D _{n,f,w} according to ISO 717-1

Combinable with

Lindner Plus Acoustic Metal/Textile

Doors for Partition Systems

Sustainability

(from page 206)

Cradle to Cradle Certified®

self-declaration according to ISO 14021

Surfaces

(from page 192)

Profiles	anodised/powder coated
Glass	foils/screen printing/enamel

Statics

(from page 205)

installation areas 1 and 2, non-load bearing partition according to DIN 4103

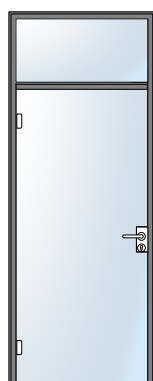
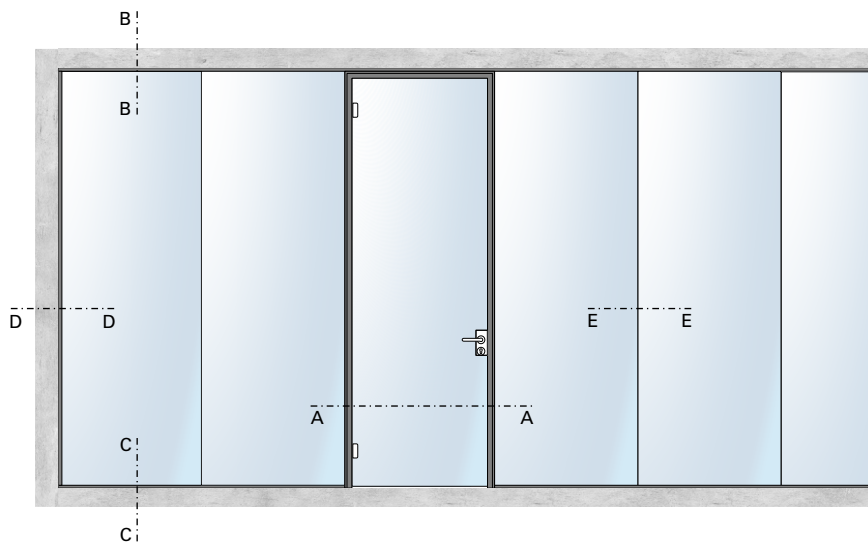
fall protection according to DIN 18008-4 and AbP (General Building Inspection Test Certificate) (according to the Regional Construction Ordinances (LBO) and Model Administrative Rules on Technical Building Regulations (MVV TB))

anti-seismic performance possible

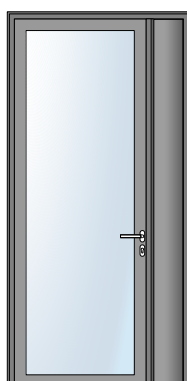
Further information
to this partition system
can be found here:



Lindner Life Pure 620



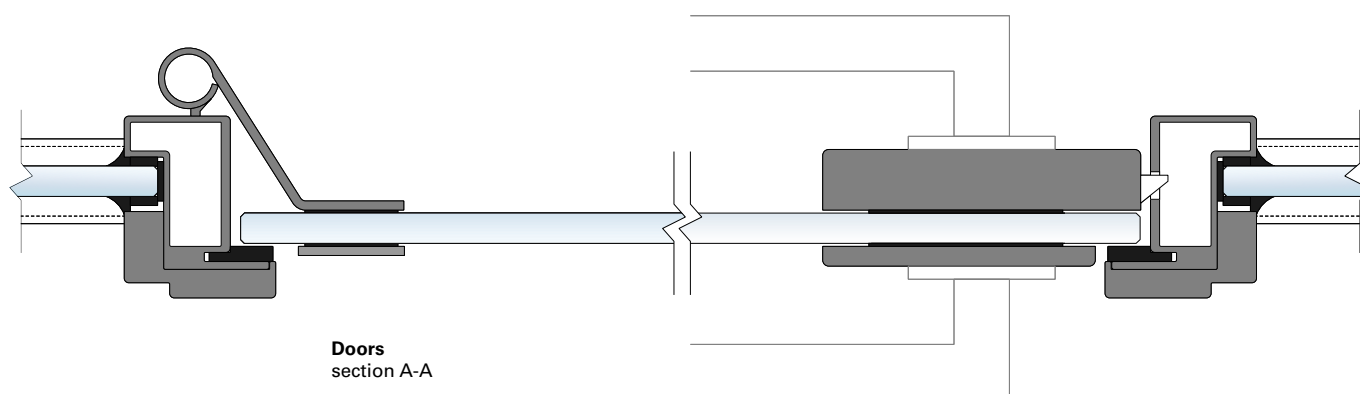
GTB
with fanlight



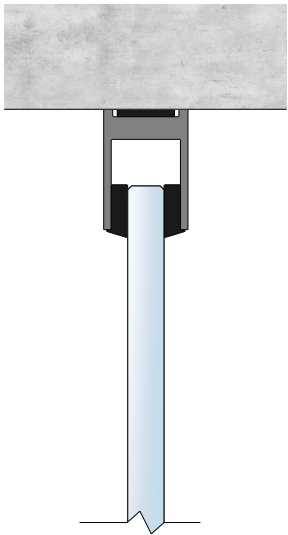
ATB
with switch panel



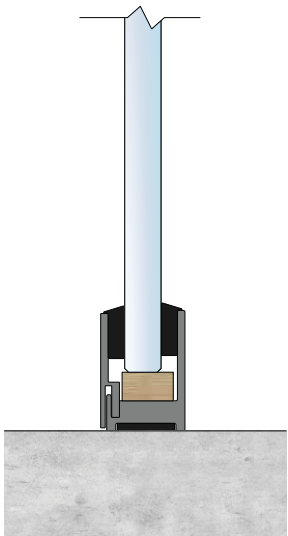
HTB
with top panel and
switch panel



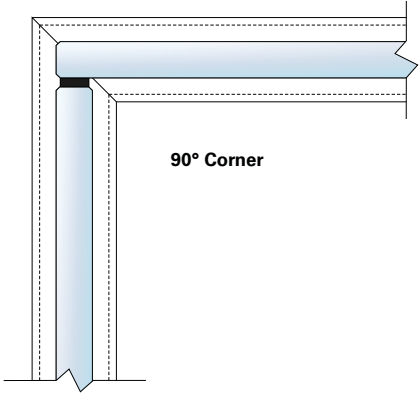
Doors
section A-A



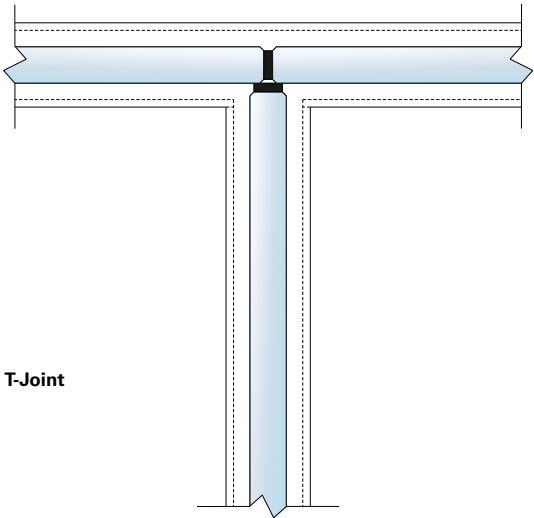
Ceiling Connection
section B-B



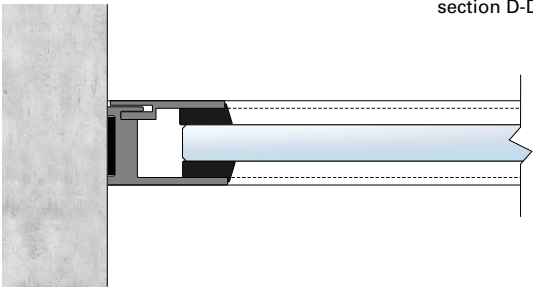
Floor Connection
section C-C



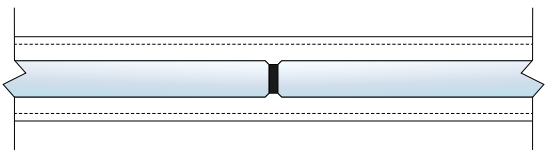
90° Corner



T-Joint



Wall Connection
section D-D



Module Width
section E-E

Lindner Life Nature


Glass Partition with Oak Profiles

Lindner Life Nature is a continuous glass partition that creates a great sense of spaciousness and transparency. Its glass elements are complemented by warm, natural profiles made of oak. The system's design means that it can be directly assembled on site and easily adjusted to the structural conditions on site.

- **100 % Natural:** profiles made from sustainably sourced wood – for greater environmental protection
- **For a Welcoming Ambience:** a warm natural material for creating a natural sense of well-being in every room



New Lindner Group Headquarters, Amstorf, Germany



New Lindner Group Headquarters, Amstorf, Germany



New Lindner Group Headquarters, Amstorf, Germany

Technical Data

Module Width	300 - 1,250 mm
Height	3,000 mm
Wall Thickness	55 mm
Glass Pane Thickness	10/12/16 mm safety glass
Joint Width	approx. 3 mm
Visible Width Connection Profiles	50 mm
Weight	approx. 26 - 40 kg/m ²
Tolerances	± 10 mm in height and width

Acoustics

(from page 203)

Sound Insulation	35 - 40 dB R _w (= laboratory value) according to ISO 717-1
------------------	---

Combinable with

Lindner Plus Acoustic Metal/Textile

Doors for Partition Systems

Sustainability

(from page 206)

self-declaration according to ISO 14021

Surfaces

(from page 192)

Profiles	oak
Glass	foils/screen printing/enamel

Statics

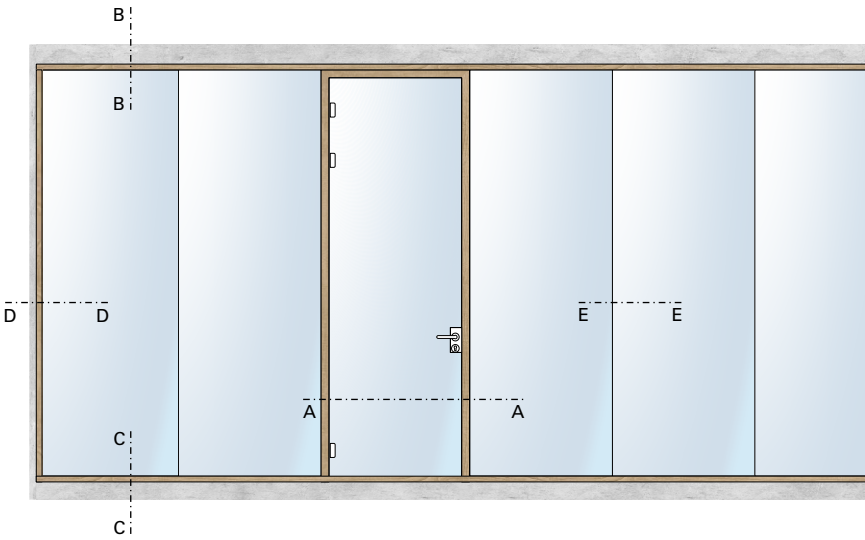
(from page 205)

installation areas 1 and 2, non-load bearing partition according to DIN 4103

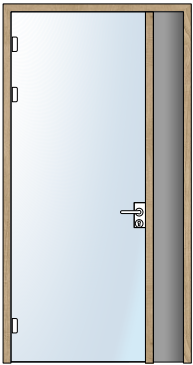
Further information
to this partition system
can be found here:



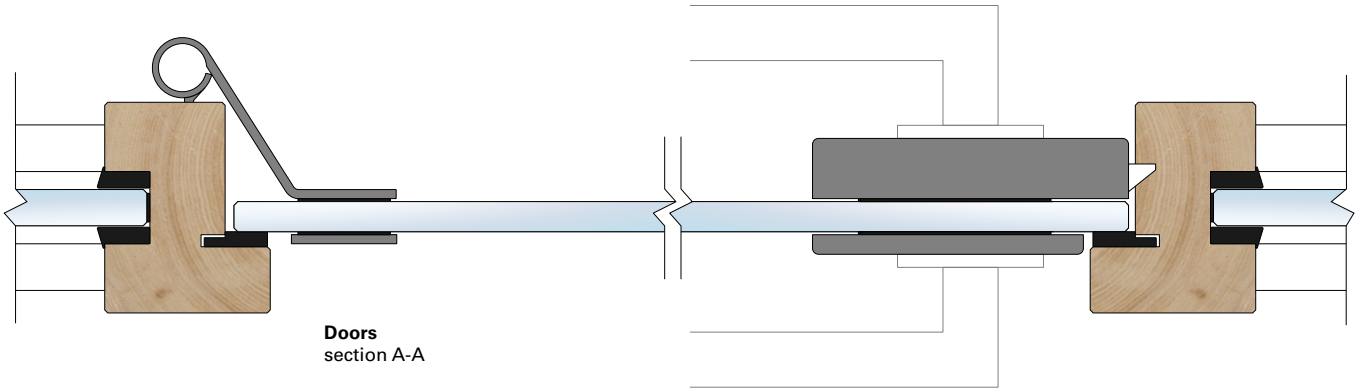
Lindner Life Nature

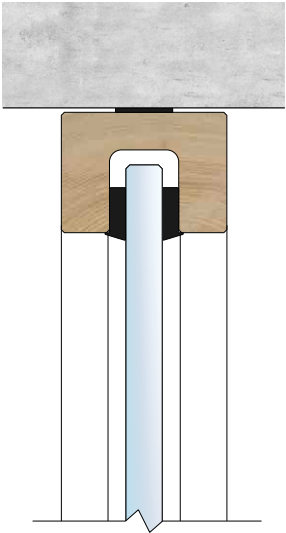


HTB
with fanlight

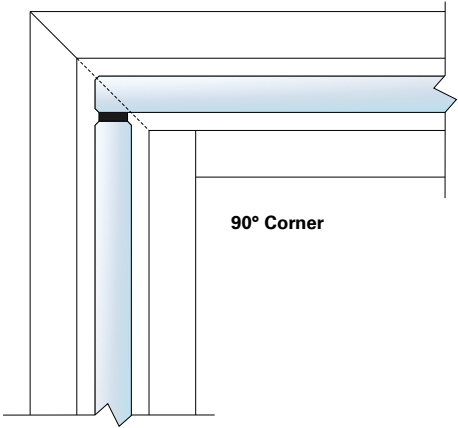


GTB
with switch panel

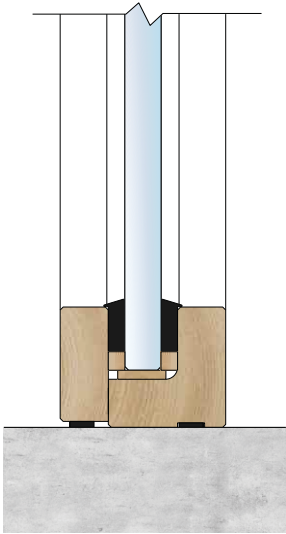




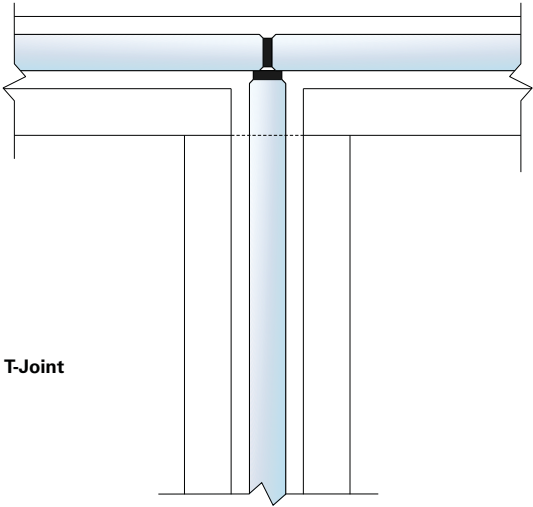
Ceiling Connection
section B-B



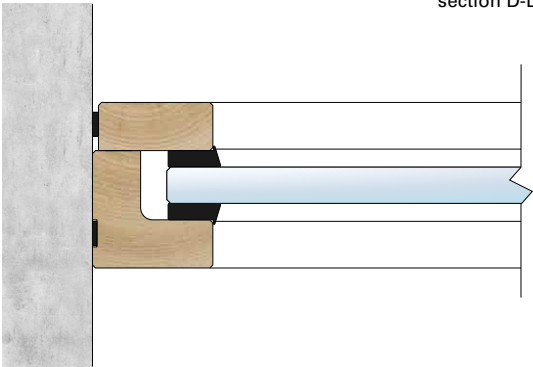
90° Corner



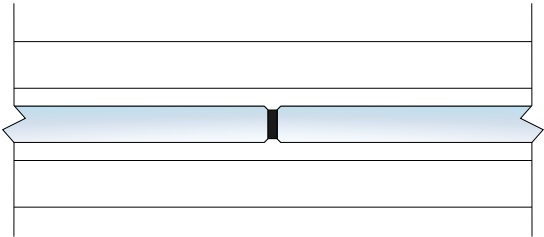
Floor Connection
section C-C



T-Joint



Wall Connection
section D-D



Module Width
section E-E

Lindner Life Clear

Double Glazed Glass Partition

Lindner Life Clear is frameless and has been designed to deliver a maximum of glass and excellent visibility across interior spaces. Thanks to its slim aluminium profiles and tight floor seal, it is perfect for creating a quiet and modern atmosphere. This double glazed system has been specifically designed as a visual and technological complement to Lindner's existing range. On top of that a solid wall element, made of metal or wood, can be integrated into the construction as a supplement.


- **Understated Elegance to Meet Your Requirements:** The partition surfaces can optionally be supplied with a foil, screen print or enamel finish. The profiles are available in a variety of anodised or powder-coated finishes.
- **For Rooms without Limits:** This glass partition can be combined with a frameless door system that would enable two spaces to be separated from one another without impacting on their aesthetics.
- **Flexible integration and Acoustic solutions:** The Lindner Life Clear can be seamlessly combined with single or double-sided absorbing solid wall elements made of wood or metal, which offers attractive design options and optimises the acoustics in the room.



Poststrasse Ostermundigen, Switzerland



Poststrasse Ostermundigen, Switzerland



Joachimsthaler Strasse 10-12, Berlin, Germany

Technical Data

Module Width	300 - 1,500 mm
Height	3,500 mm
Glass Pane Thickness	10/12 mm safety glass
Joint Width	approx. 3 mm
Visible Width of Ceiling Profile	50 mm
Visible Width of Floor and Wall Connection Profile	40 mm
Weight	approx. 50 - 60 kg/m ²
Tolerances	ceiling deflection +5/-20 mm

Acoustics

(from page 203)

Sound Insulation	42 - 49 dB R _w (Glass Partition) 42 - 55 dB R _w (Solid Partition)
Longitudinal Sound Insulation	61 dB D _{n,f,w} according to ISO 717-1

Sustainability

(from page 206)

Cradle to Cradle Certified® (Glass Partition)

self-declaration according to ISO 14021

Surfaces

(from page 192)

Profiles	anodised/powder coated
Glass	foils/screen printing/enamel

Statics

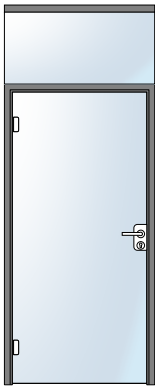
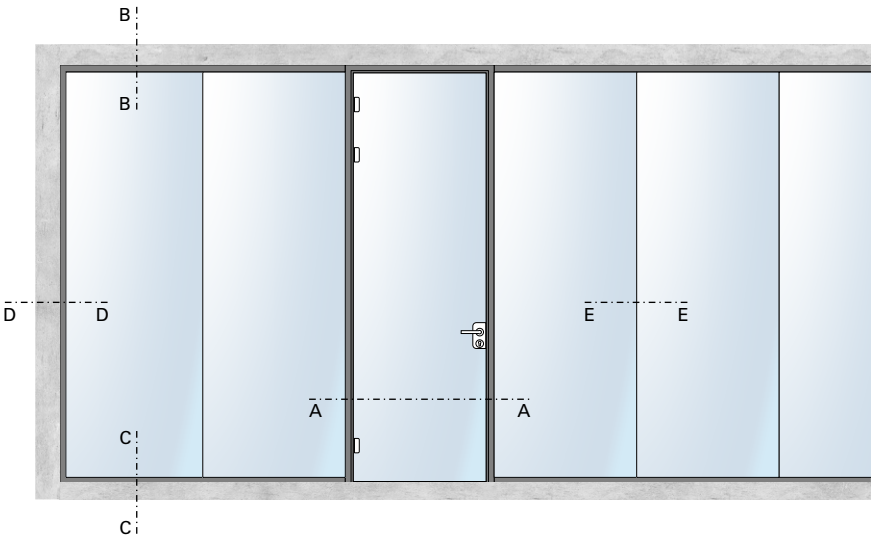
(from page 205)

installation areas 1 and 2, non-load bearing partition according to DIN 4103

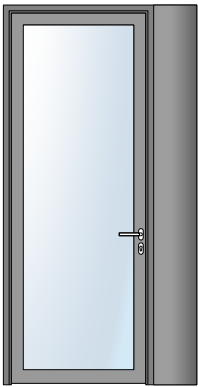
Further information
to this partition system
can be found here:



Lindner Life Clear



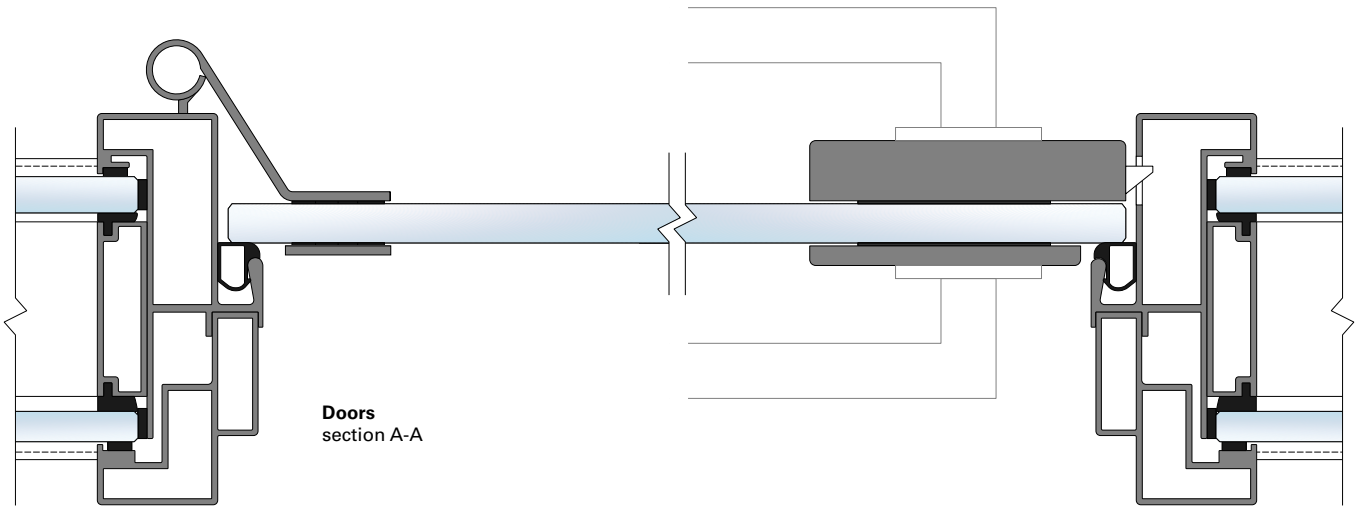
GTB
with fanlight

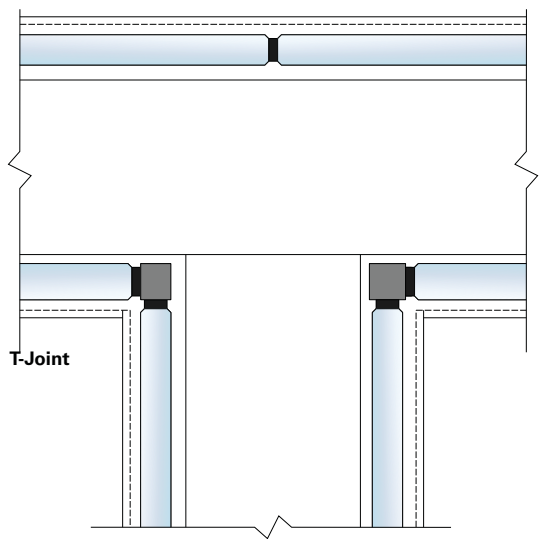
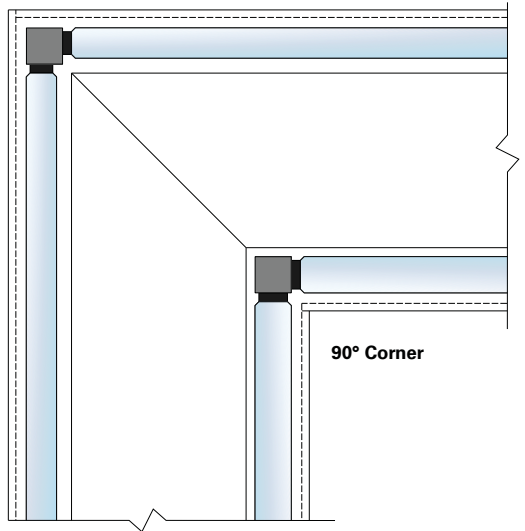
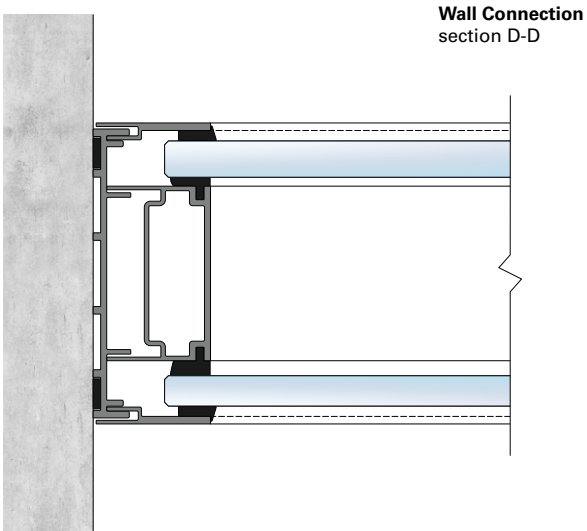
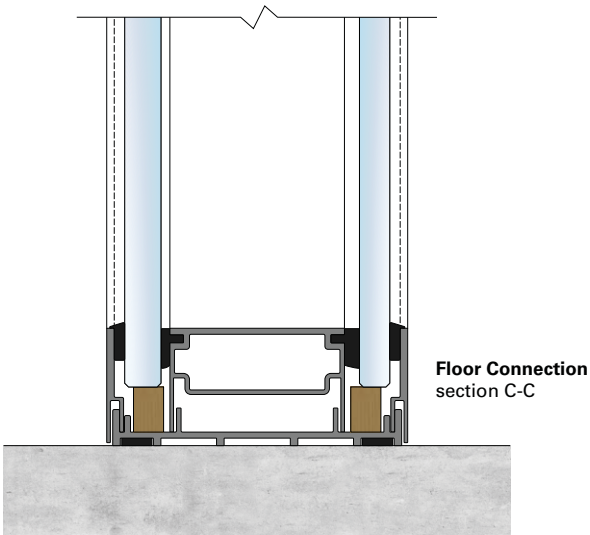
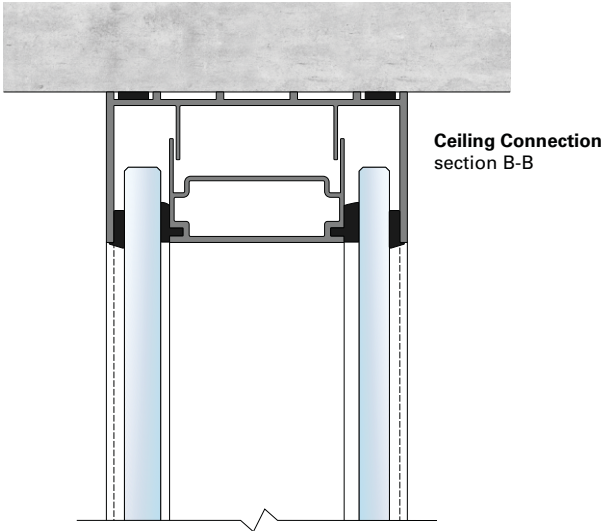


ATB
with switch panel

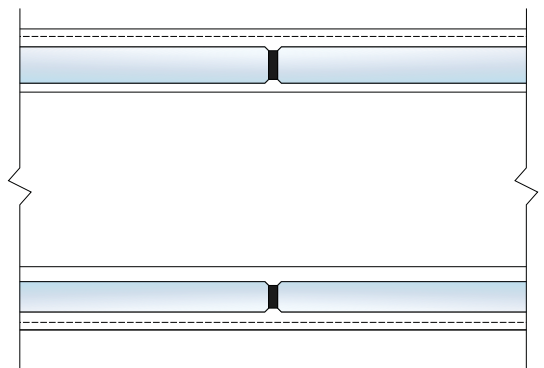


HTB
with top panel and
switch panel





Module Width
section E-E



Lindner Life Clear_N

Double Glazed Glass Partition with Solid Wood Lining

The Lindner Life Clear_N unveils a breathtaking openness in every room, unobstructing the view and visually expanding the space. Slim aluminium profiles hold the glass panes, exuding a sense of airy lightness. The solid wood lining, optionally clad in genuine wood, injects warmth and hospitality into the ambiance. The frameless design seamlessly integrates with natural light, amplifying the room's brightness and allure.


- **Safe & Clear:** High-quality double glazing made from safety glass
- **Warm Ambiance:** Solid wood lining for a special atmosphere
- **Quiet Zone:** High sound insulation for absolute concentration



Lindner Group, Arnstorf, Germany



Lindner Group, Arnstorf, Germany



Lindner Group, Arnstorf, Germany

Technical Data

Module Width	300 - 1,500 mm
Height	3,500 mm
Glass Pane Thickness	10/12 mm safety glass
Joint Width	approx. 3 mm
Visible Width of Ceiling Profile	50 mm
Visible Width of Floor and Wall Connection Profile	40 mm
Weight	approx. 38 - 60 kg/m ²
Tolerances	ceiling deflection +5/-20 mm

Acoustics

(from page 203)

Sound Insulation	42-49 dB R_w (Glass Partition) (= laboratory value) according to ISO 717-1 42-55 dB R_w (Solid Partition) (= laboratory value) according to ISO 717-1
Longitudinal Sound Insulation	61 dB $D_{n,f,w}$ R_w (=laboratory value) according to ISO 717-1

Surfaces

(from page 192)

Profiles	anodised/powder coated/wood veneer
Glass	foils/screen printing/enamel

Statics

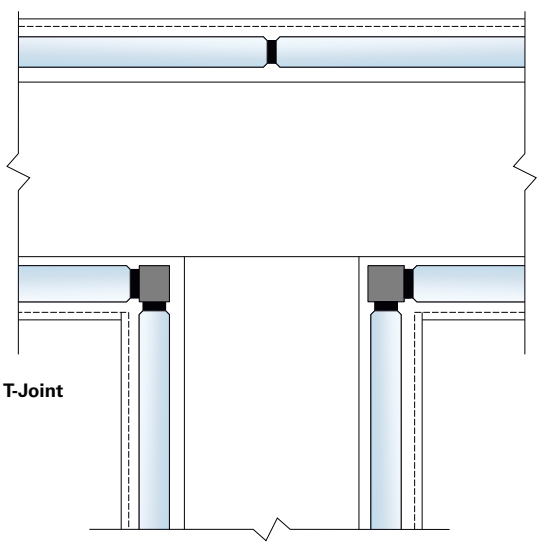
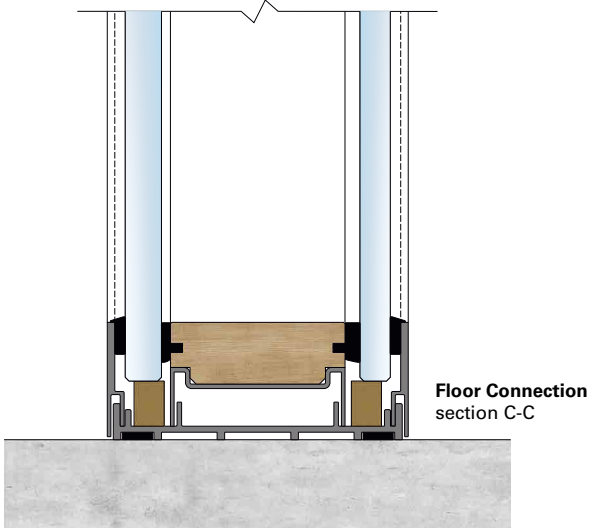
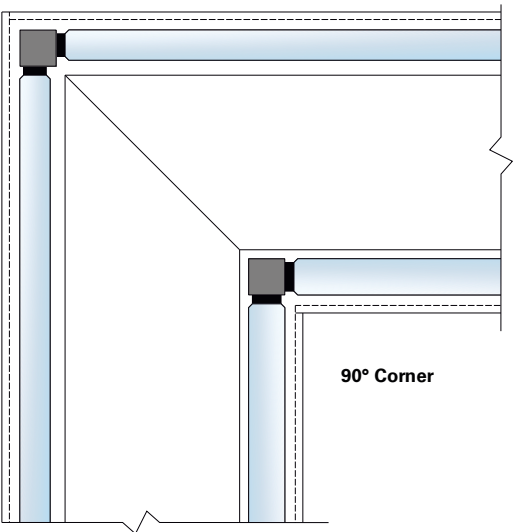
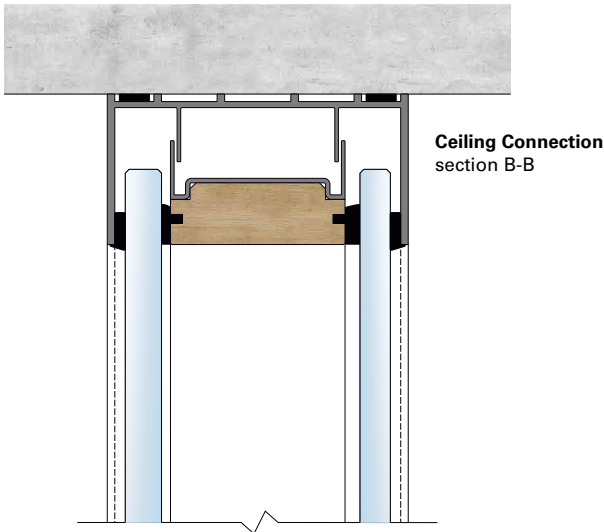
(from page 205)

installation areas 1 and 2, non-load bearing partition according to DIN 4103

Further information
to this partition system
can be found here:

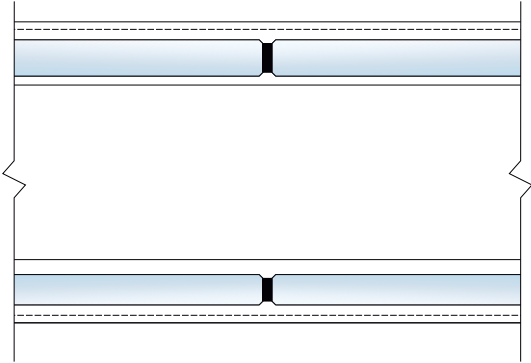


Lindner Life Clear_N





Wall Connection
section D-D



Module Width
section E-E

Lindner Life Fire


Fire-Rated Single Glazed Glass Partition

Lindner Life Fire is a continuous glass partition with a fire resistance rating of F 30/90 as well as EI 30/60 and EI 90 that creates a powerful sense of spaciousness and transparency. Its glass elements are complemented by warm, natural profiles made of wood. The system does not use any studs and the glass panes are butt jointed. The system's design means that it can be directly assembled on site and easily adjusted to the structural conditions on site. The system has been designed with ease of installation in mind, which means that it can be quickly set up and easily taken down.

- **For Open and Transparent Spaces:** Designed for maximum glass proportion and highly transparent spaces.
- **Versatile and Natural:** Fitted with wooden profiles for a natural, warm and welcoming look. With a fire resistance rating of F 30/90 as well as EI 30/60 and EI 90, this system furthermore provides a high level of added protection.



Scharr Headquarters Conversion, Stuttgart, Germany
© Jürgen Pollak



AOK Education Centre, Bietigheim-Bissingen, Germany



Maria-Ward Schools, Nuremberg, Germany

Technical Data

Module Width	300 - 1,500 mm
Height	standard to 3,500 mm
Wall Thickness	100/125 and 150 mm
Glass Pane Thickness	27 - 67 mm
Joint Width	< 6 mm
Visible Width of Ceiling Profile	80 mm
Visible Width of Floor and Wall Connection Profile	54 mm
Visible Width of Edge Seal	approx. 15 mm
Weight	approx. 50 - 100 kg/m ²
Tolerances	ceiling deflection in a range of up to 25 mm

Acoustics

(from page 203)

Sound Insulation	41 - 51 dB R _w (= laboratory value) according to ISO 717-1
------------------	---

Fire Protection

(from page 202)

F 30/F 90 according to DIN 4102

EI 30/ EI 60/ EI 90 according to EN 13501-2

Surfaces

(from page 192)

Profiles	wood/wood veneer/metallic finish
Glass	foils

Statics

(from page 205)

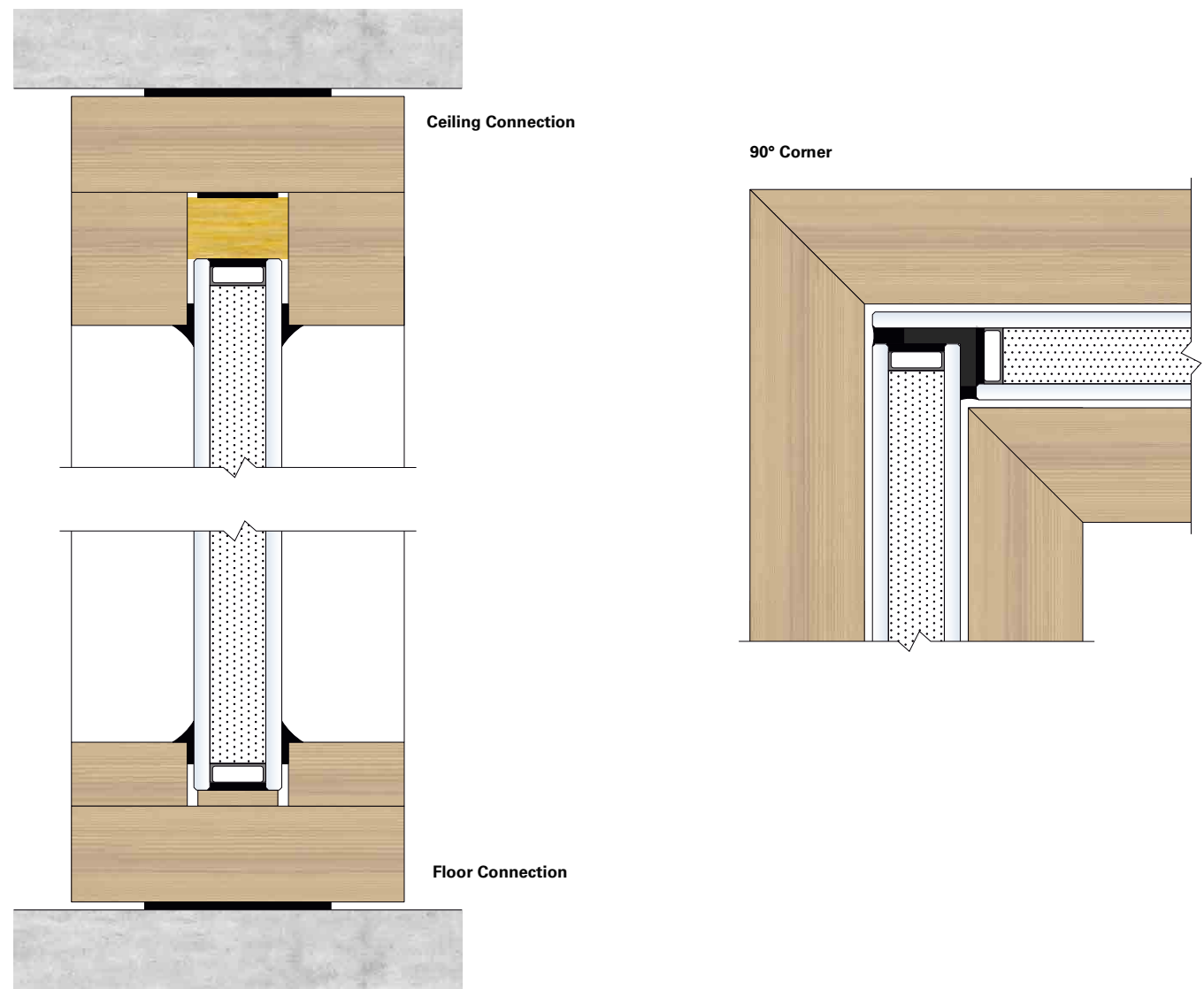
installation areas 1 and 2, non-load bearing partition according to DIN 4103,

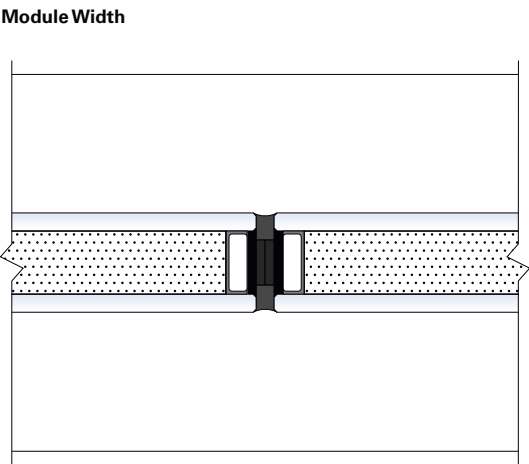
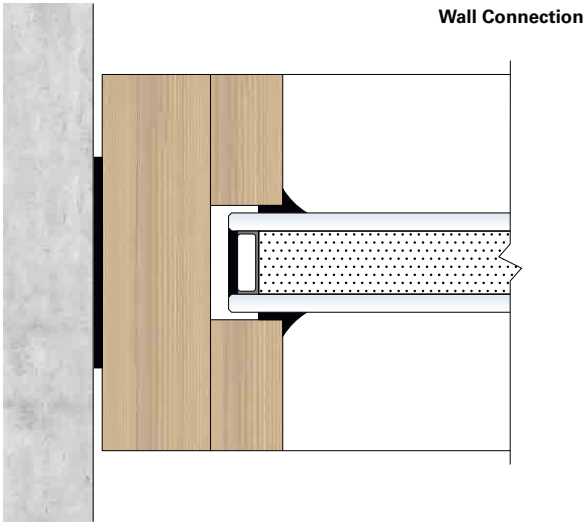
fall protection according to DIN 18008-4

Further information
to this partition system
can be found here:



Lindner Life Fire





Partition System Full Panel

A Comprehensive Partition System





Lindner Logic partitions are extremely versatile, are quick to install and easy to customise. The wide choice of materials, coatings and surfaces available offer plenty of choices for configuring them to match your overall design – whether that's a wood or metal-based look. They are also perfect for creating high transparency areas where needed by simply paring them with glass partition sections.

We are happy to help you create your own innovative solutions, and with their planning and design. Genuine teamwork – for creating inspired and dynamic spaces with innovative solutions!

- **First-Rate Acoustics:** choose from a wide range of round and slot perforations for excellent room acoustics and unique designs
- **Sound off – Concentration on:** high level sound insulation for a quiet working environment in every room.



Partition Systems Full Panel

		Technical Data	Acoustics		
		Wall Thickness	Sound Insulation (according to ISO 717-1)	Longitudinal Sound Insulation (according to ISO 717-1)	Sound Absorption (according to ISO 11654)
	Lindner Logic 100 Timber Partition with Timber Panels Partition offering a maximum design options for customised design. You can choose between vertical or horizontal spacing.	100/125/165 mm	38 - 57 dB R_w / with double stud 63 - 70 dB R_w	42 - 66 dB $D_{n,f,w}$	–
	Lindner Logic 100 Metal Metal Partition The Lindner Logic 100 system in metal offers the widest selection of technical solutions whilst achieving the highest aesthetic standards.	100/125/165 mm	43 - 59 dB R_w / with double stud 64 - 67 dB R_w	49 - 62 dB $D_{n,f,w}$	–
	Lindner Logic 100 Timber-Acoustic Timber Partition with Sound Absorbent Surface Individual adjustment of the reverberation time thanks to various slits and perforations. A large selection of different types of wood offers a wide range of design options.	100/125 mm	40 - 49 dB R_w	–	$\alpha_w = 0.40 - 0.80$
	Lindner Logic 100 Metal-Acoustic Metal Partition with Sound Absorbent Surface Acoustic element with individually customisable reverberation time and insulating materials in various thicknesses. Easy disassembly and reassembly as well as uncomplicated cleaning provide a high degree of flexibility.	100/125 mm	42 - 47 dB R_w	–	$\alpha_w = 0.40 - 0.95$


Fire Protection	Burglary Protection	Sustainability	Surfaces		Statics	Optional Extras	
according to DIN 4102/EN 13501-2	(according to DIN EN 1627)	Self-Declaration (according to ISO 14021)	Wall Panels	Profiles		Ventilation Panels	Organisational Elements
F 30, EI 30/EI 60	✓	✓	wood veneer, HPL, melamine, CPL, textiles	powder coated, anodised	installation areas 1 and 2, non-load bearing partition according to DIN 4103 anti-seismic performance possible	✓	✓
F 30, EI 30/EI 60	✓	✓	powder coated, digital print, foils, whiteboard glass, surface	powder coated, anodised	installation areas 1 and 2, non-load bearing partition according to DIN 4103 anti-seismic performance possible	✓	✓
–	–	✓	wood veneer, CPL, textiles	powder coated, anodised	installation areas 1 and 2, non-load bearing partition according to DIN 4103	–	✓
–	–	✓	powder coated, digital print, textiles	powder coated, anodised	installation areas 1 and 2, non-load bearing partition according to DIN 4103	–	✓

Lindner Logic 100 Timber


Timber Partition

The Lindner Logic 100 Timber Partition comes with a wealth of options for creating a unique design. Our wide choice of panel designs is perfect for producing partitions featuring a wide range of different materials. Added to that, the panels can also be divided vertically or horizontally.


- **A Welcoming Ambience:** The use of different types of wood creates high-quality interiors with a welcoming and relaxing feel.
- **Flexibility – as Needed:** This wood partition system can be moved at any time even during normal business operations. This allows you to create a sustainable work environment and to introduce the flexibility needed to respond to structural changes.



Bad Homburg Depot, Germany



Zurich Insurance Group, Westoffice, Tenant Fit-Out, St. Gallen, Switzerland



KÖ Quarter, Düsseldorf, Germany

Technical Data

Module Width	100 - 1,250 mm
Height	standard to 5,000 mm (undivided 3,000 mm)
Wall Thickness	100/125/165 mm
Joint Width	6 mm (optional 8 mm)
Weight	approx. 30 - 71 kg/m ²
Tolerances	± 15 mm in height and width

Acoustics

(from page 203)

Sound Insulation	38 - 57 dB R _w (= laboratory value) according to ISO 717-1 with double stud 63 - 70 dB R _w
Longitudinal Sound Insulation	42 - 66 dB D _{n,f,w} according to ISO 717-1

Fire Protection

(from page 202)

F 30 according to DIN 4102
EI 30/EI 60 according to EN 13501-2

Burglary Protection

RC2 according to DIN EN 1627 possible

Combinable with

Lindner Life Stereo 125
Lindner Life Contour 126
Lindner Life Freeze 137
Lindner Logic 100 Metal
Lindner Logic 100 Metal/Timber-Acoustic
Lindner Plus Additional Equipment
Doors for Partition Systems

Sustainability

(from page 206)

self-declaration according to ISO 14021

Surfaces

(from page 192)

Profiles	powder coated/anodised
Wall Panel	wood veneer/HPL/melamine/CPL/textiles

Statics

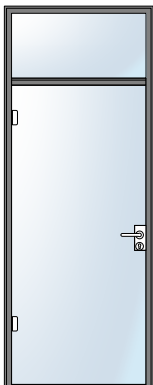
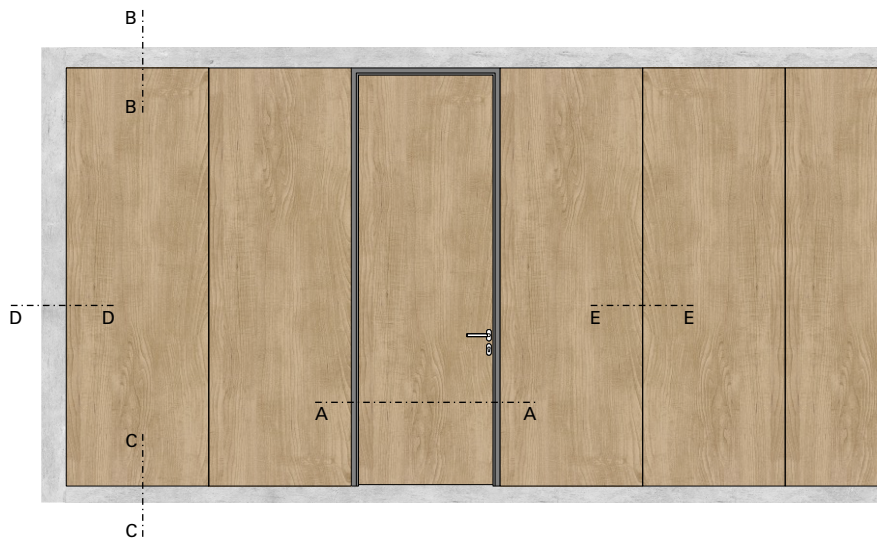
(from page 205)

installation areas 1 and 2, non-load bearing partition according to DIN 4103
anti-seismic performance possible

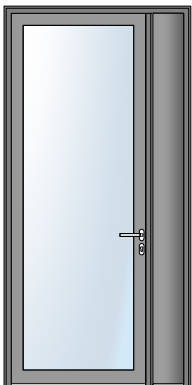
Further information
to this partition system
can be found here:



Lindner Logic 100 Timber



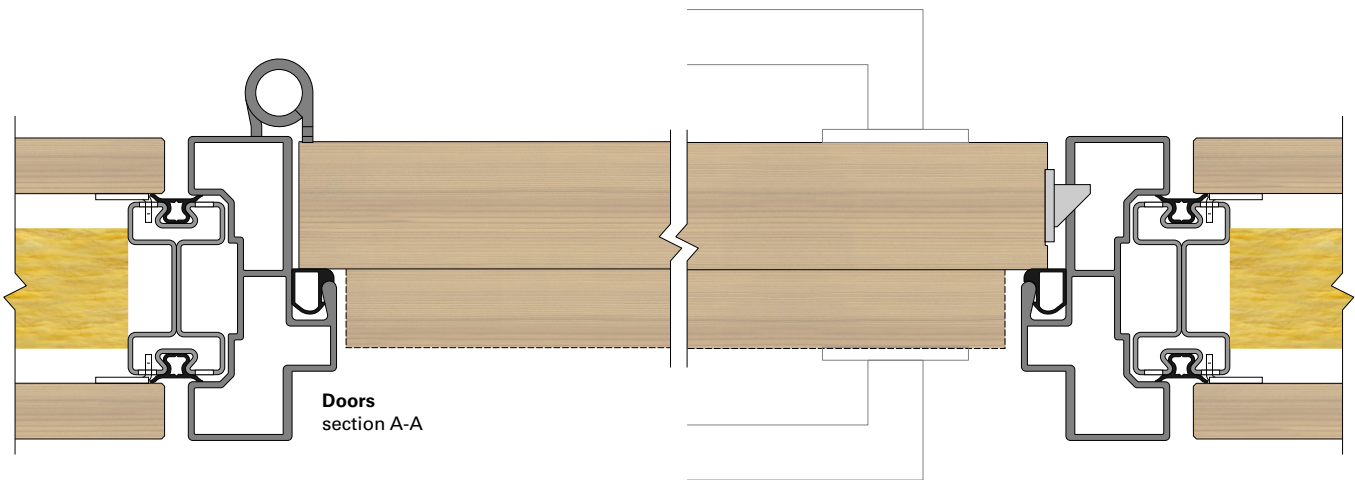
GTB
with fanlight

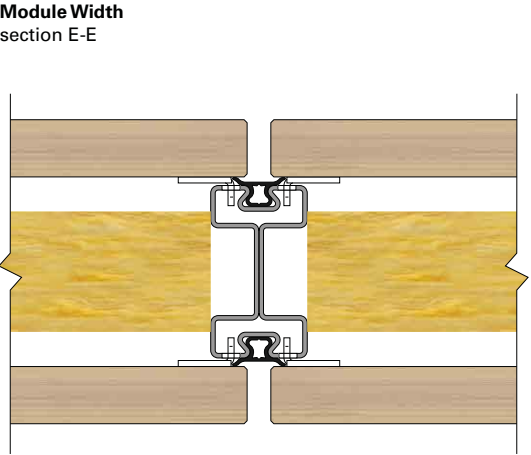
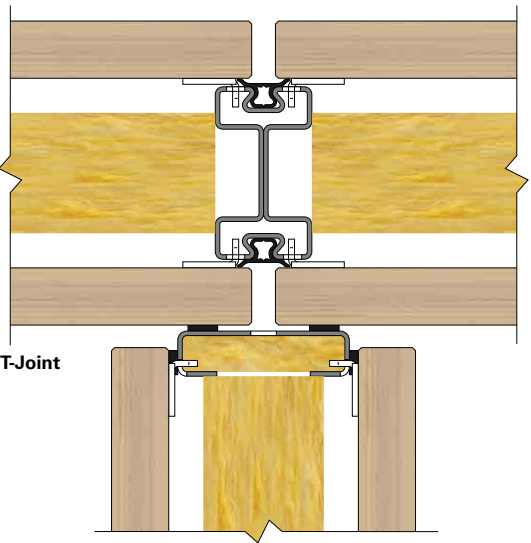
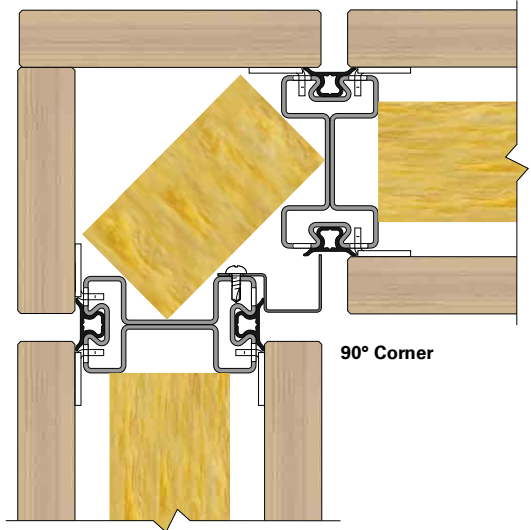
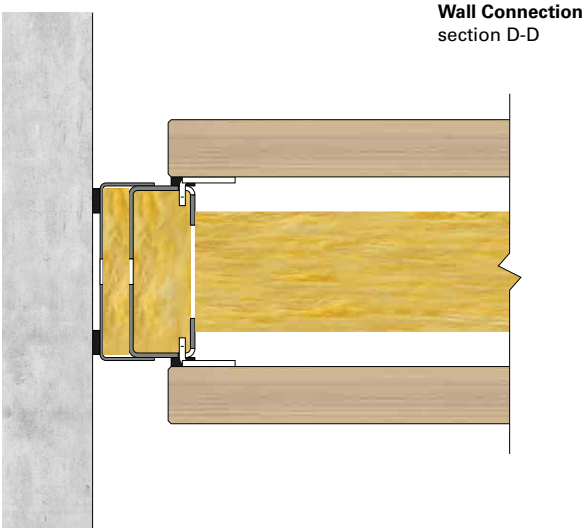
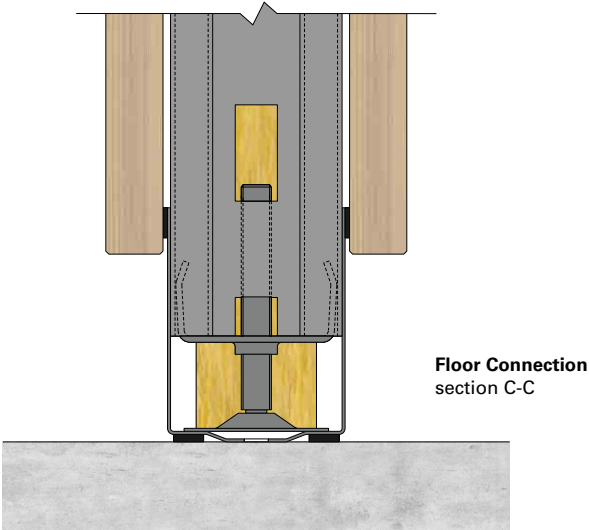
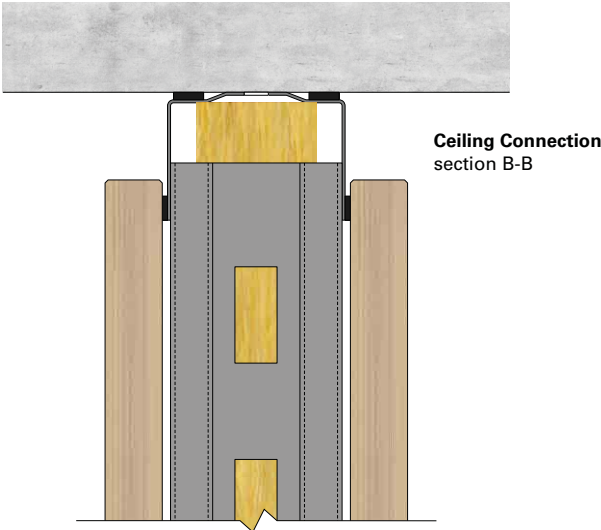


ATB
with switch panel



HTB
with top panel and
switch panel





Lindner Logic 100 Metal


Metal Partition

The Lindner Logic 100 Metal is a metal partition and available in a wide range of different versions for meeting different technical requirements alongside creating a consistent look. Our wide range of different surface finishes provides a wealth of design options for achieving a perfect result.


- **The Perfect Combination for Creating Coherent Interior Design:** Lindner Logic 100 Metal and Lindner Metal- or Heated and Chilled Ceilings
- **Multifunctional Surfaces:** for walls with additional uses – as whiteboards, magnetic boards and many other ones



Auen Schools, Frauenfeld, Switzerland



Barry Callebaut, Tenant Fit-Out, Zurich, Switzerland



Bad Homburg Depot, Germany

Technical Data

Module Width	100 - 1,250 mm
Height	standard to 5,000 mm (undivided 3,000 mm)
Wall Thickness	100/125/165 mm
Joint Width	6 mm (optional 8 mm)
Weight	approx. 46 - 71 kg/m ²
Tolerances	± 15 mm in height and width

Acoustics

(from page 203)

Sound Insulation	43 - 59 dB R _w (= laboratory value) according to ISO 717-1 with double stud 64 - 67 dB R _w
Longitudinal Sound Insulation	49 - 62 dB D _{n,f,w} according to ISO 717-1

Fire Protection

(from page 202)

F 30 according to DIN 4102
EI 30/EI 60 according to EN 13501-2

Burglary Protection

RC2 according to DIN EN 1627 possible

Combinable with

Lindner Life Stereo 125
Lindner Life Contour 126
Lindner Life Freeze 137
Lindner Logic 100 Timber
Lindner Logic 100 Metal/Timber-Acoustic
Lindner Plus Additional Equipment
Doors for Partition Systems

Sustainability

(from page 206)

self-declaration according to ISO 14021

Surfaces

(from page 192)

Profiles	powder coated/anodised
Wall Panel	powder coated/digital print/glass surface/foils/whiteboard

Statics

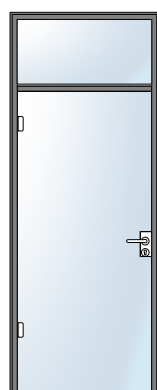
(from page 205)

installation areas 1 and 2, non-load bearing partition according to DIN 4103
anti-seismic performance possible

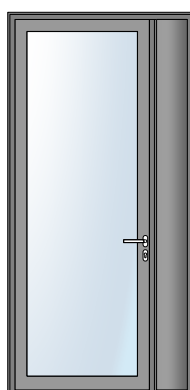
Further information
to this partition system
can be found here:



Lindner Logic 100 Metal



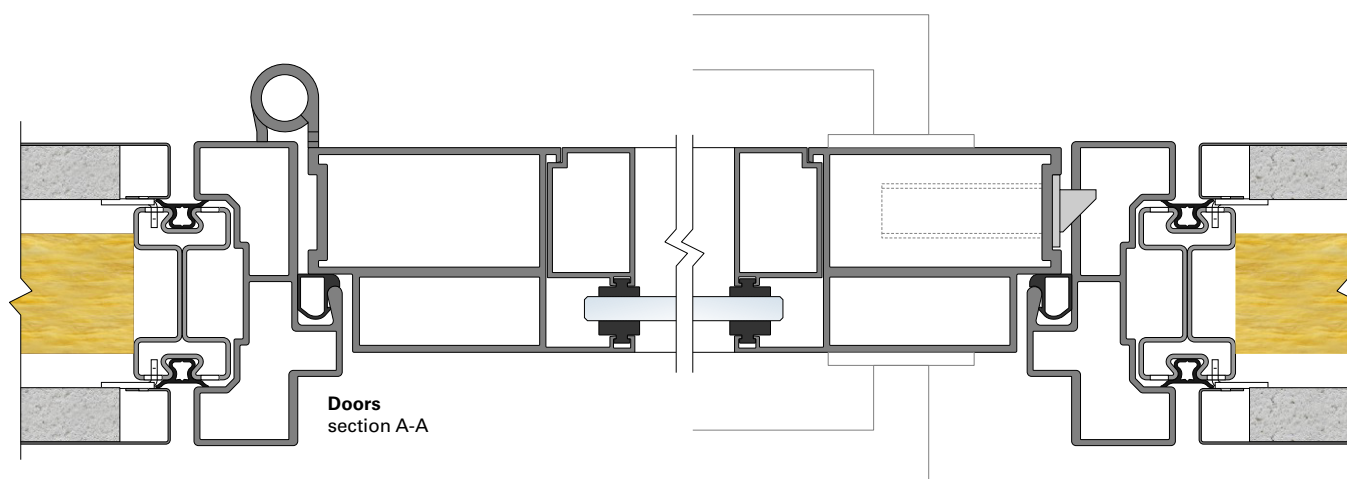
GTB
with fanlight

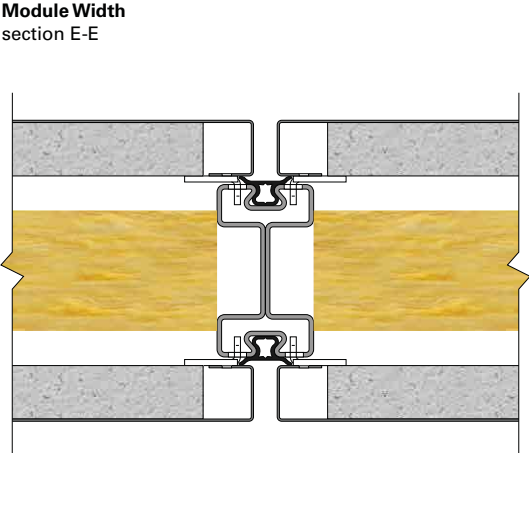
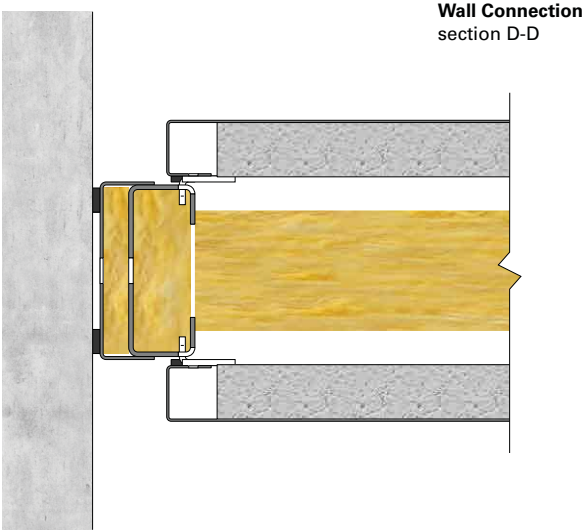
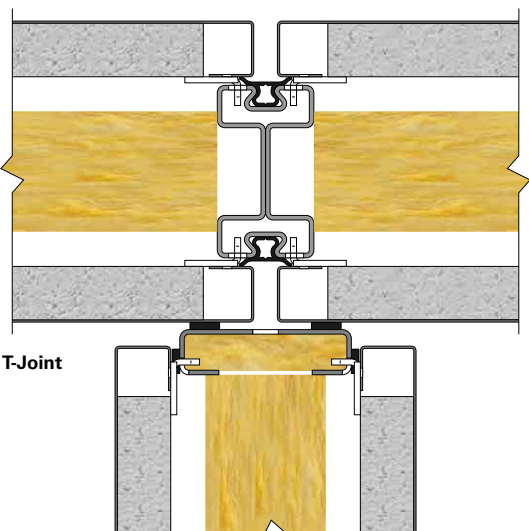
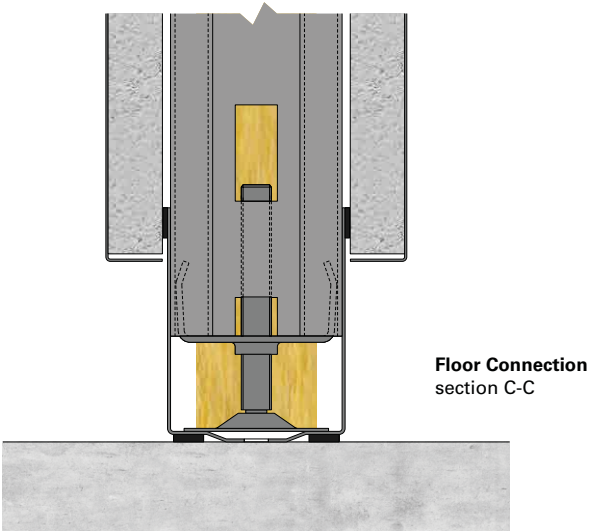
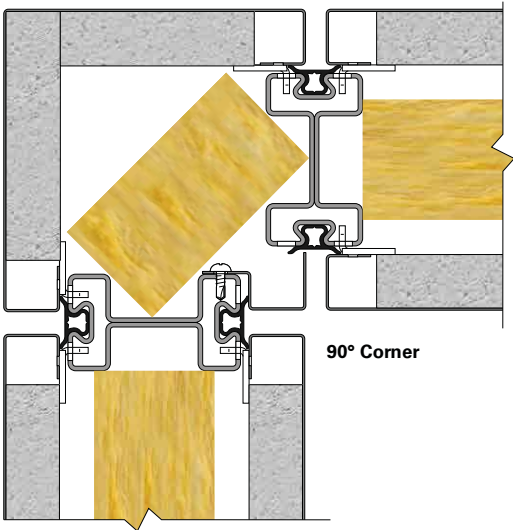
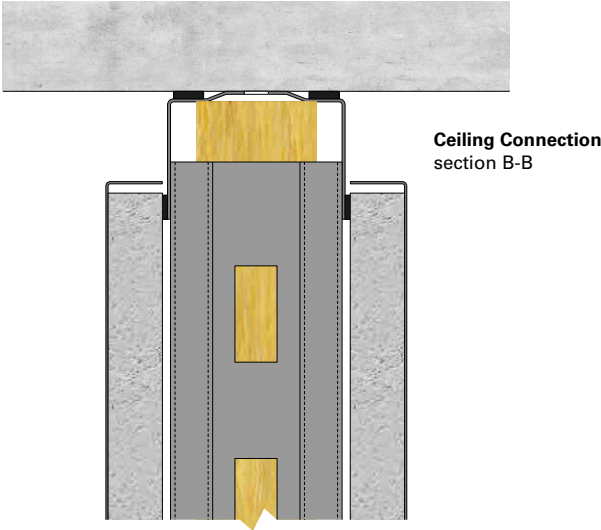


ATB
with switch panel



HTB
with top panel and
switch panel





Lindner Logic 100 Metal-Acoustic

Metal Partition with Sound Absorbing Surface

In order to use indoor spaces effectively and efficiently, it is vital to optimise their room acoustics. Lindner's perforated Lindner Logic 100 Metal-Acoustic Partition is perfect for creating excellent room acoustics. Available with a wide choice of different surface finishes and perforations, this partition system is perfect for adding a special touch to any room – both in terms of sound quality and design.

- **Modular and Flexible:** Comes with a wide range of design options and is easy to take down and set up, which adds a maximum of flexibility to any space.
- **Listening and Enjoying:** Excellent sound absorption properties that create a calm, peaceful environment for maximum productivity and well-being.



HSG Square, St. Gallen, Switzerland



New TAZ Building, Berlin, Germany



HSG Square, St. Gallen, Switzerland

Technical Data

Module Width	100 - 1,250 mm
Height	3,000 mm
Absorber Thickness	100/125 mm
Weight	approx. 34 - 55 kg/m ²
Joint Width	6 mm (optional 8 mm)
Insulation Material	depending on requirements, polyester fleece or mineral wool

Acoustics

(from page 203)

Sound Insulation	42 - 47 dB R _w (= laboratory value) according to ISO 717-1
Sound Absorption	$\alpha_w = 0.40 - 0.95$ according to ISO 11654

Combinable with

Lindner Life Stereo 125
Lindner Life Contour 126
Lindner Life Freeze 137
Lindner Logic 100 Metal/Timber
Lindner Logic 100 Timber-Acoustic
Lindner Plus Additional Equipment
Doors for Partition Systems

Surfaces

(from page 192)

Profiles	powder coated/anodised
Wall Panel	powder coating/digital print/textiles

Sustainability

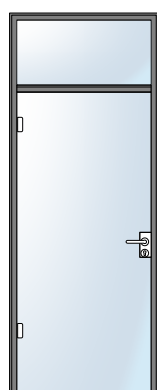
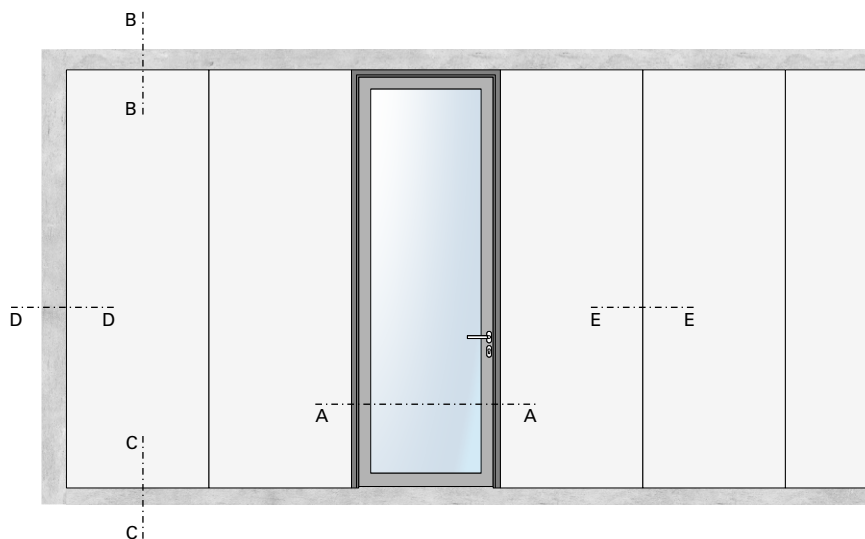
(from page 206)

self-declaration according to ISO 14021

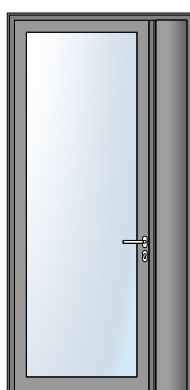
Further information
to this partition system
can be found here:



Lindner Logic 100 Metal-Acoustic



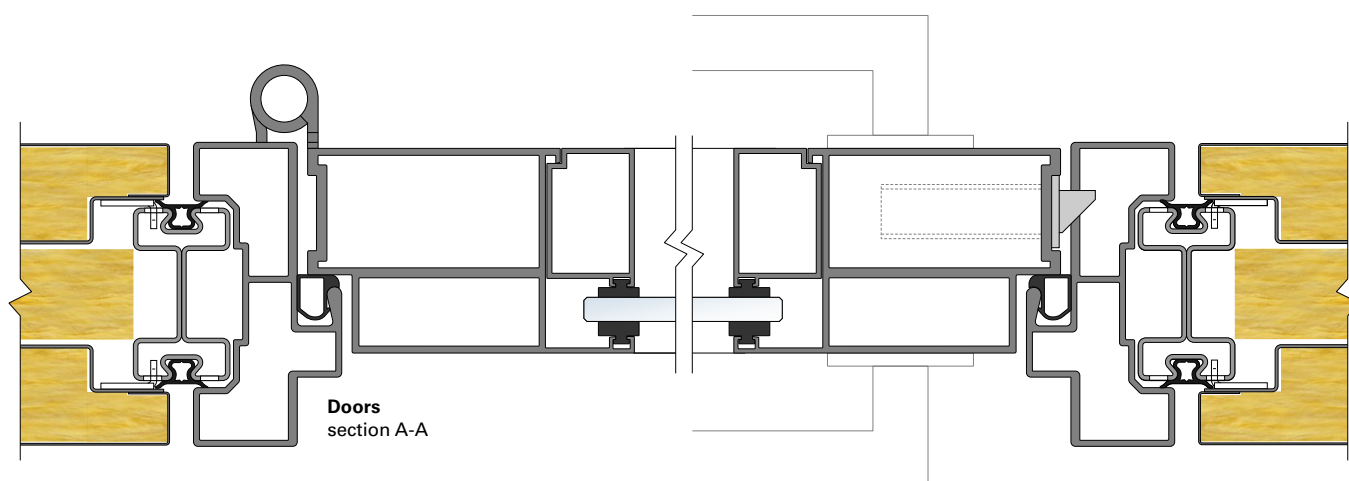
GTB
with fanlight



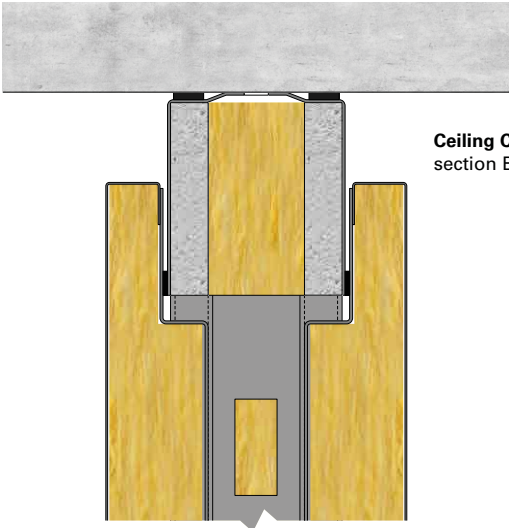
ATB
with switch panel



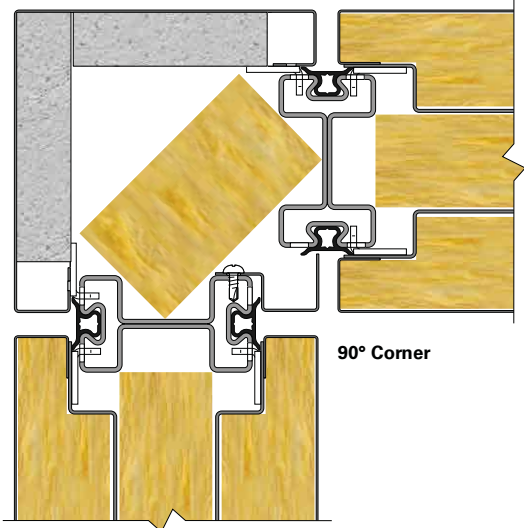
HTB
with top panel
and switch panel



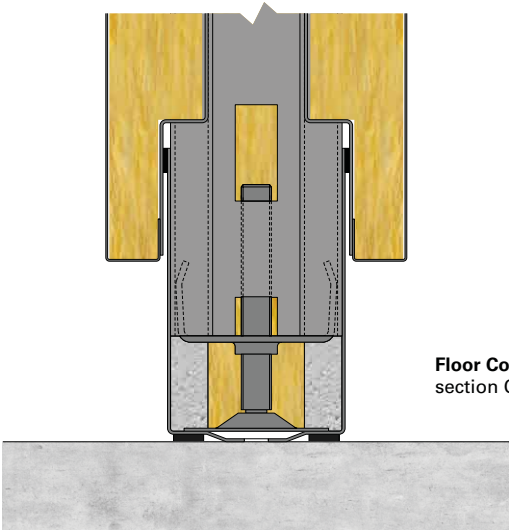
Doors
section A-A



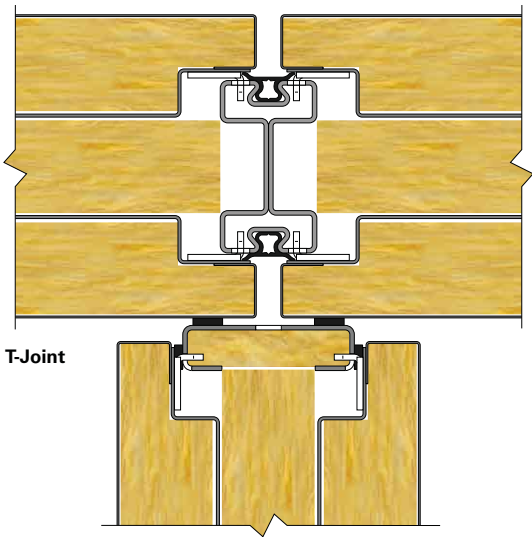
Ceiling Connection
section B-B



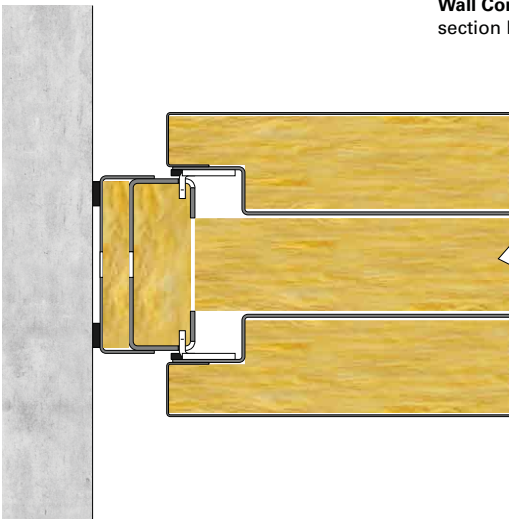
90° Corner



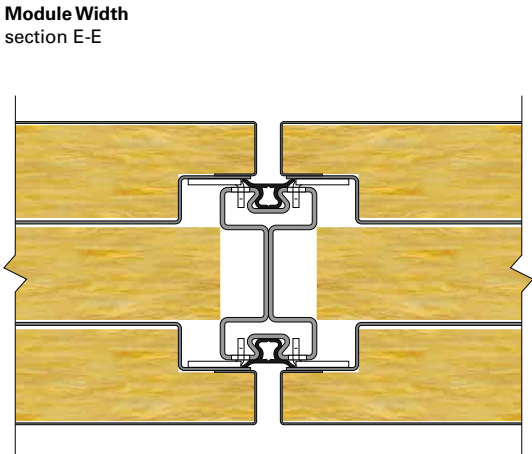
Floor Connection
section C-C



T-Joint



Wall Connection
section D-D



Module Width
section E-E

Lindner Logic 100 Timber-Acoustic


Timber Partition with Sound Absorbing Surface

This partition system uses perforated wood panels available in a wide choice of different types of wood, allowing it to be configured in a multitude of ways to suit your interior design preferences. The choice of slots and perforations ensure that the reverberation time can be perfectly adjusted to the conditions on site to create a perfect acoustic environment.


- **Clear Communication:** Slots and perforations prevent the occurrence of flutter echoes and ensure excellent speech intelligibility.
- **Welcoming Ambience:** Various types of wood for creating warm and welcoming interiors are available.



CFO Pharma, Tirana, Albania



CFO Pharma, Tirana, Albania



Tour B, Luxembourg City, Luxembourg

Technical Data

Module Width	100 - 1,250 mm
Height	3,000 mm
Absorber Thickness	100/125 mm
Weight	approx. 33 - 58 kg/m ²
Joint Width	6 mm (optional 8 mm)
Insulation Material	depending on requirements, polyester fleece or mineral wool

Acoustics

(from page 203)

Sound Insulation	40 - 49 dB R _w (= laboratory value) according to ISO 717-1
Sound Absorption	$\alpha_w = 0.40 - 0.80$ according to ISO 11654

Combinable with

Lindner Life Stereo 125
Lindner Life Contour 126
Lindner Life Freeze 137
Lindner Logic 100 Metal/Timber
Lindner Logic 100 Metal-Acoustic
Lindner Plus Additional Equipment
Doors for Partition Systems

Surfaces

(from page 192)

Profiles	powder coated/anodised
Wall Panel	wood veneer/CPL/textiles

Sustainability

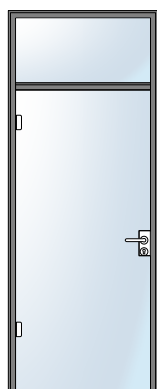
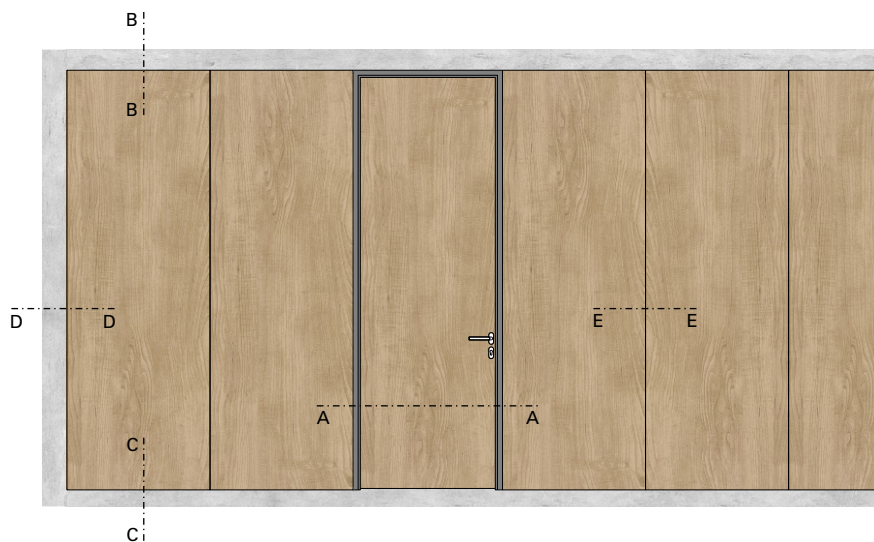
(from page 206)

self-declaration according to ISO 14021

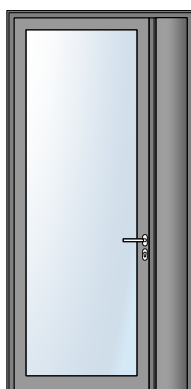
Further information
to this partition system
can be found here:



Lindner Logic 100 Timber-Acoustic



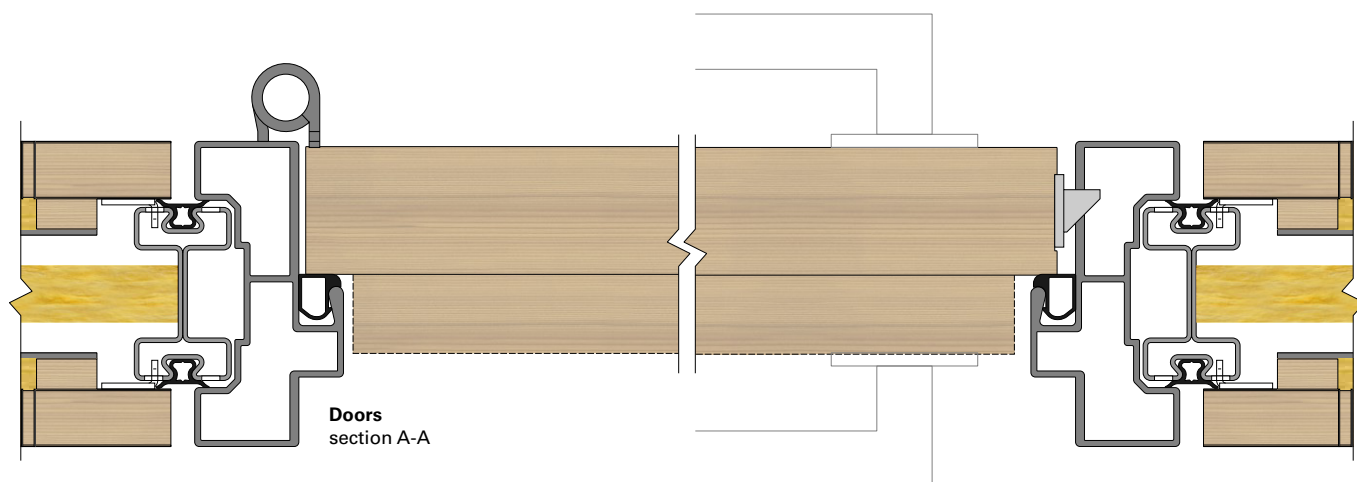
GTB
with fanlight

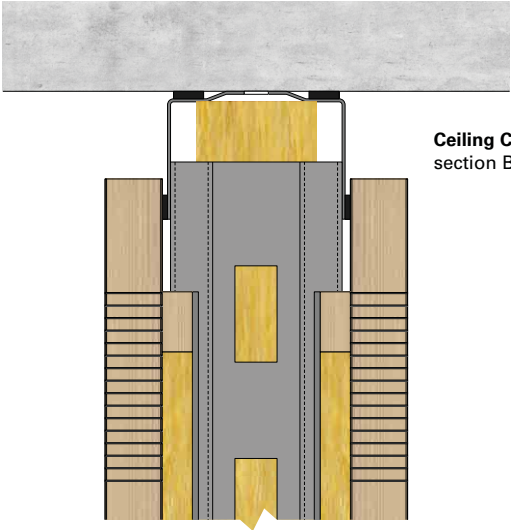


ATB
with switch panel

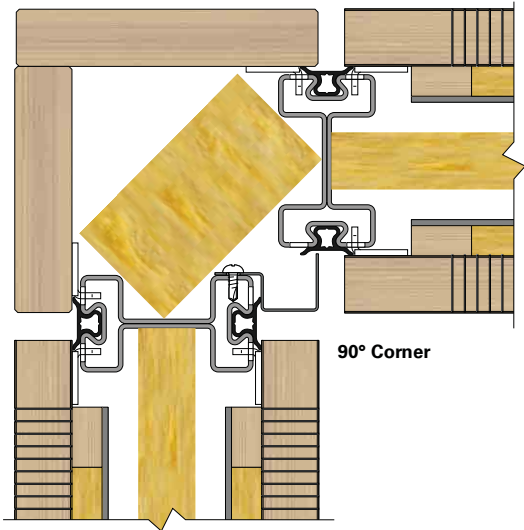


HTB
with top panel and
switch panel

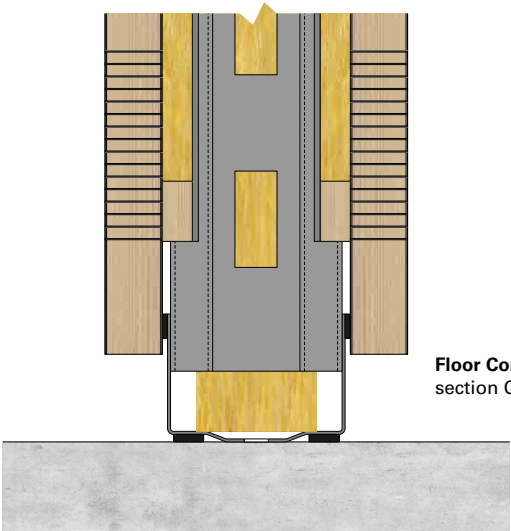




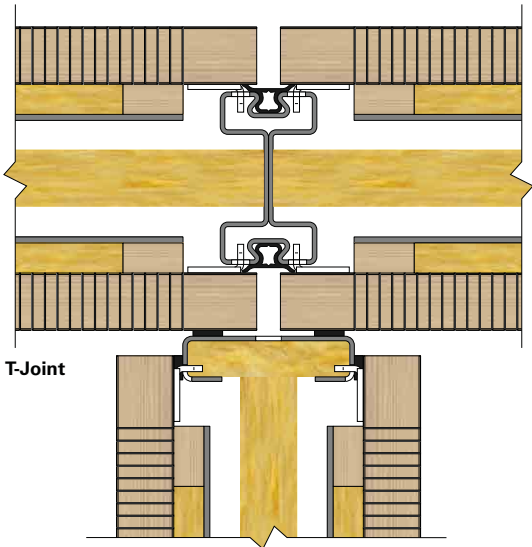
Ceiling Connection
section B-B



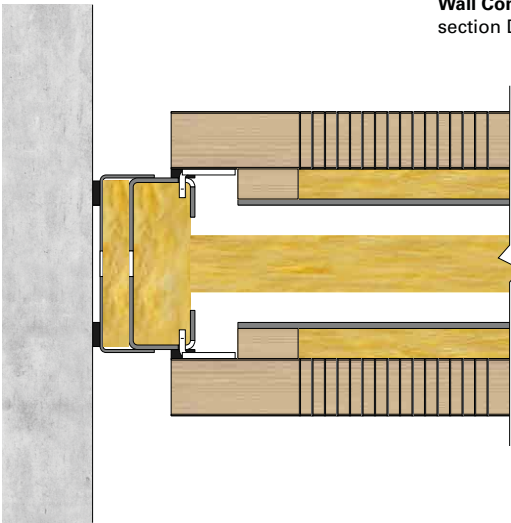
90° Corner



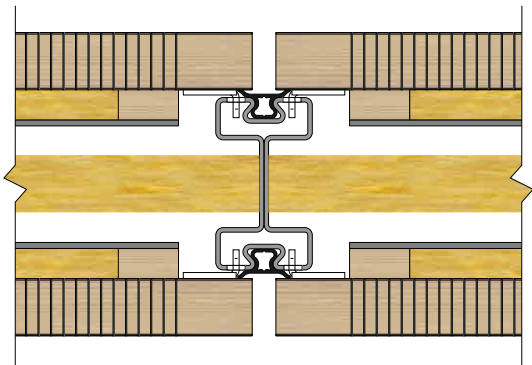
Floor Connection
section C-C



T-Joint



Wall Connection
section D-D



Module Width
section E-E

Wall Cladding




Expertly Clad

We offer a wide range of wall cladding for unfinished interior walls that can be customised to meet your specific project requirements. They are purpose-designed to create welcoming interiors with inspiring designs and are available with a wide range of finishes and colour options to suit your preferences.

- **Clever Design:** microperforated wall panels for a sleek look and great room acoustics
- **Incredibly Versatile:** Our broad range of products is designed to provide a suitable solution for every type of room.



Wall Cladding

		Entire Structure
	<p>Lindner Free Timber Timber Wall Cladding</p> <p>Wood cladding in a choice of different finishes: As a natural material, wood instantly adds a warm feel to interior spaces.</p>	from 60 mm
	<p>Lindner Free Metal Metal Wall Cladding</p> <p>Metal wall claddings with various surface finishes for a wide range of custom design options.</p>	from 60 mm
	<p>Lindner Free Glass Glass Wall Cladding</p> <p>Lindner Free Glass claddings are designed for creating striking designs. These panels are available in a range of sophisticated coatings and colours for maximum effect.</p>	from 60 mm

Technical Data		Sustainability	Surfaces	Optional Extras
	Height	Self-Declaration (according to ISO 14021)	Wall Cladding	Organisational Elements
	self-supporting: standard to 5,000 mm (undivided 3,000 mm) attached to wall: unlimited	✓	melamine, HPL, CPL, textiles, whiteboard	✓
	self-supporting: standard to 5,000 mm (undivided 3,000 mm) attached to wall: unlimited	✓	powder coated, digital print, textiles, foils, whiteboard, stainless steel	✓
	self-supporting: standard to 5,000 mm (undivided 3,000 mm) attached to wall: unlimited	✓	foils, screen printing, enamel, digital print	✓

Lindner Free Timber

Timber Wall Cladding

Lindner Free Timber is a Timber Cladding System designed for creating warm and welcoming interiors and is available in a range of finishes. The system's versatile substructures can be effectively used for housing building services technology or cables and pipes.

- **Simply More:** wall cladding for optimising room acoustics thanks to a wide range of different perforation patterns
- **Welcoming Ambience:** The use of different types of wood creates high-quality interiors with a welcoming and relaxing feel.



Cantonal Hospital of Graubünden, Switzerland



Cantonal Hospital of Graubünden, Switzerland

Technical Data

Module Width	300 - 1,500 mm
Height	self-supporting: standard to 5,000 mm (undivided 3,000 mm) attached to wall: unlimited
Joint Width	6 mm (optional 8 mm)
Weight	approx. 17 - 27 kg/m²

Combinable with

Lindner Life Stereo 125
Lindner Life Contour 126
Lindner Life Freeze 137
Lindner Logic 100 Metal/Timber
Lindner Logic 100 Metal/Timber-Acoustic
Lindner Plus Additional Equipment
Doors for Partition Systems

Sustainability

(from page 206)

self-declaration according to ISO 14021

Surfaces

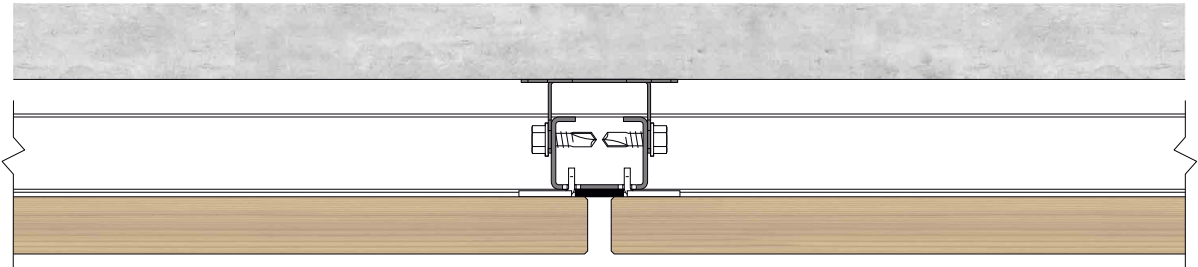
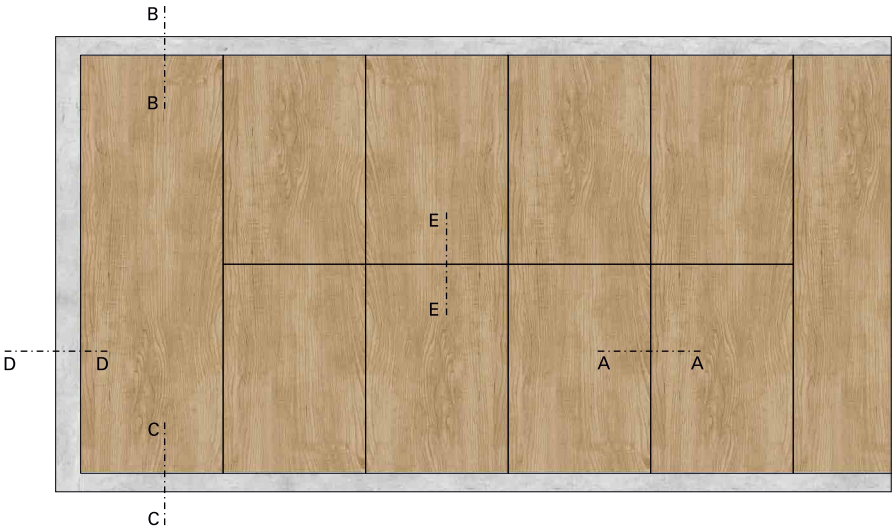
(from page 192)

wood veneer
melamine
HPL
CPL
textiles
whiteboard

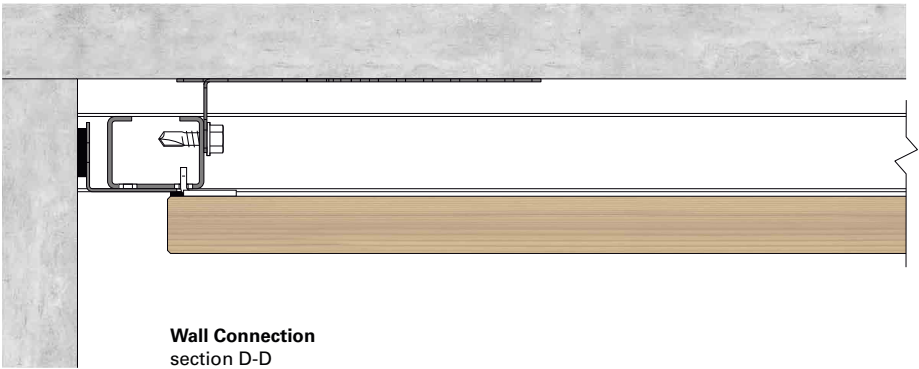
Further information
to this wall cladding
can be found here:



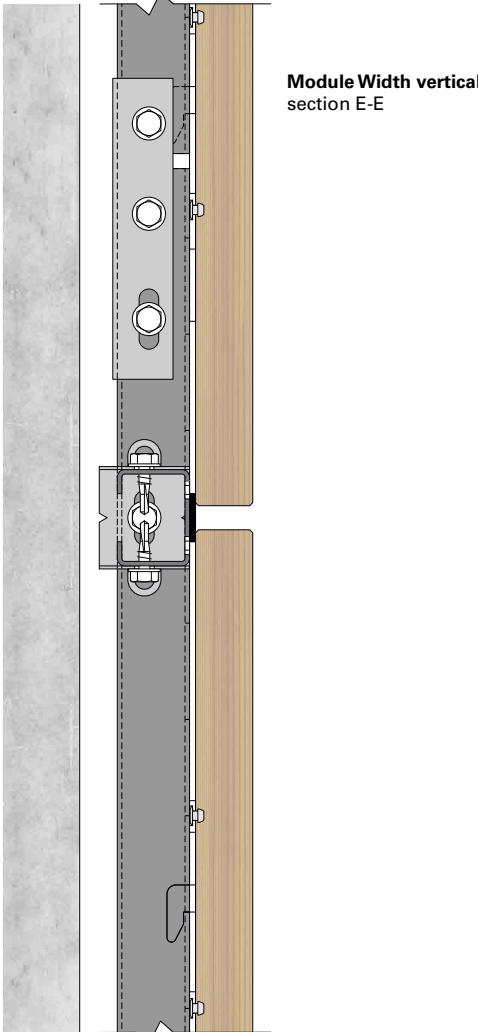
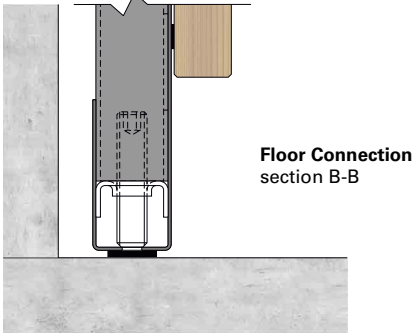
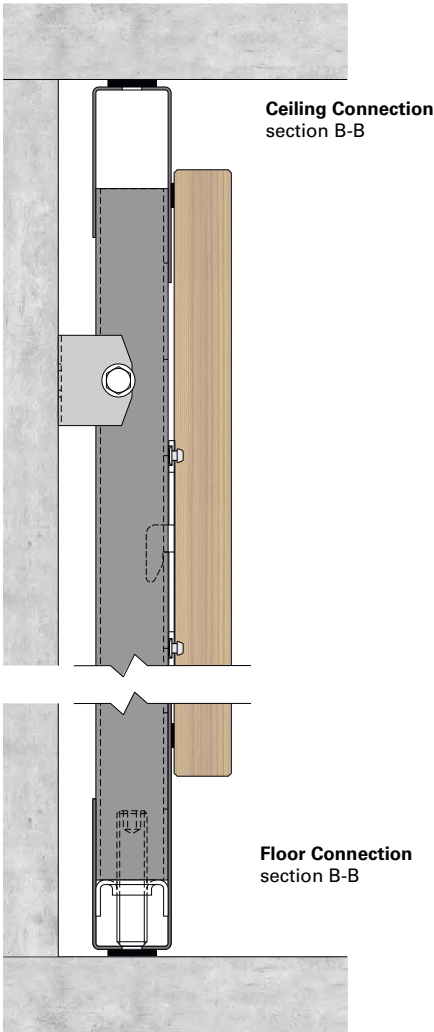
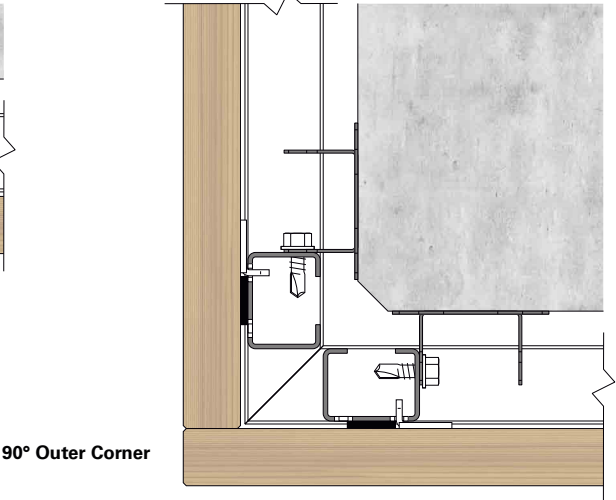
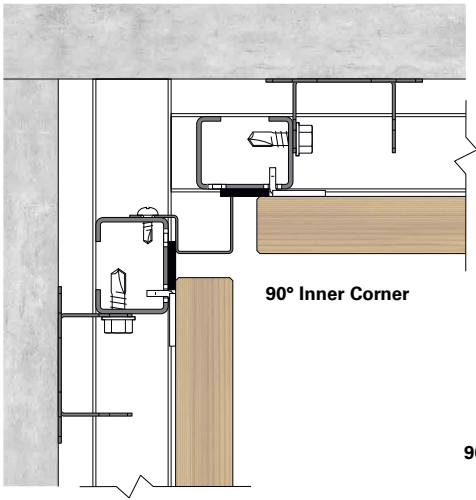
Lindner Free Timber



Module Width horizontal
section A-A



Wall Connection
section D-D



Lindner Free Metal

Metal Wall Cladding

Lindner Free Metal Cladding is perfect for cladding walls, studs and pillars and can be customised to suit a wide range of project requirements. It is purpose-designed to create welcoming interiors and inspiring interior design. Lindner Free Metal is available with a wide range of finishes and colour options to suit your preferences. The functional substructures are furthermore suitable for housing cables, pipes and building services technology.


- **Incredibly Versatile:** available with a wide range of printed surface finishes for creating the perfect design for your room
- **Multifunctional:** The magnetic surface makes this partition perfect for use as a magnetic board.



ADIDAS, Herzogenaurach, Germany



German Museum Nuremberg, Germany



German Museum Nuremberg, Germany

Technical Data

Module Width	300 - 1,250 mm
Height	self-supporting: standard to 5,000 mm (undivided 3,000 mm) attached to wall: unlimited
Joint Width	6 mm (optional 8 mm)
Weight	approx. 43 - 50 kg/m ²

Combinable with

Lindner Life Stereo 125
Lindner Life Contour 126
Lindner Life Freeze 137
Lindner Logic 100 Metal/Timber
Lindner Logic 100 Metal/Timber-Acoustic
Lindner Plus Additional Equipment
Doors for Partition Systems

Sustainability (from page 206)

self-declaration according to ISO 14021

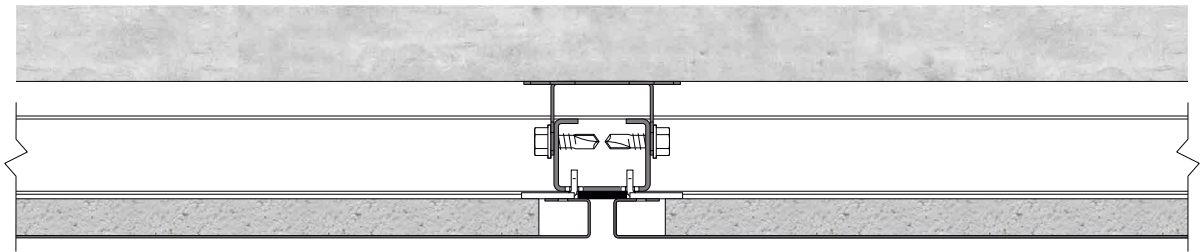
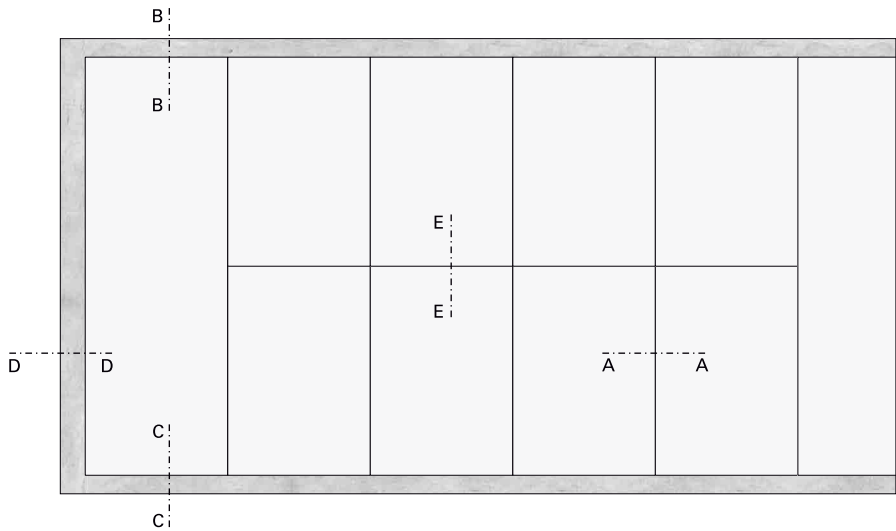
Surfaces (from page 192)

powder coated
digital print
textiles
foils
whiteboard
stainless steel


Further information
to this wall cladding
can be found here:



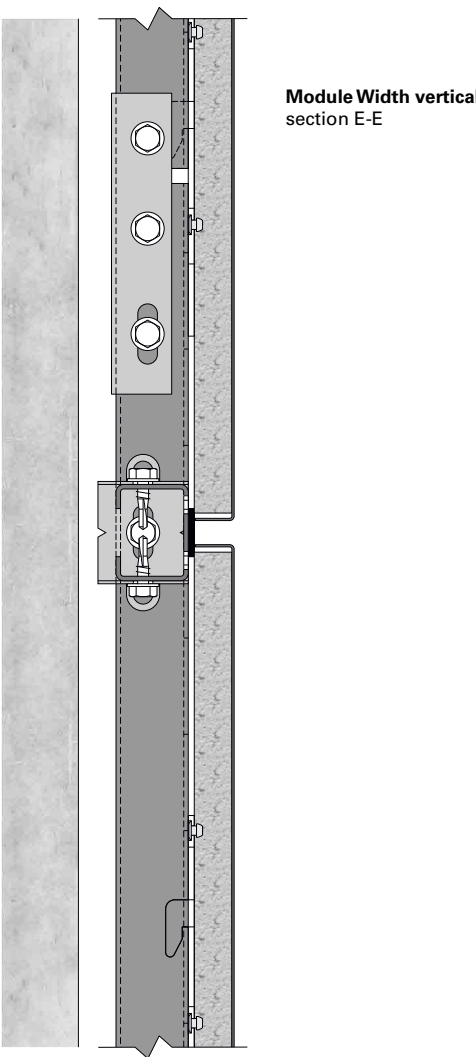
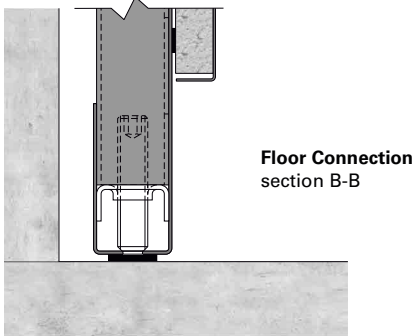
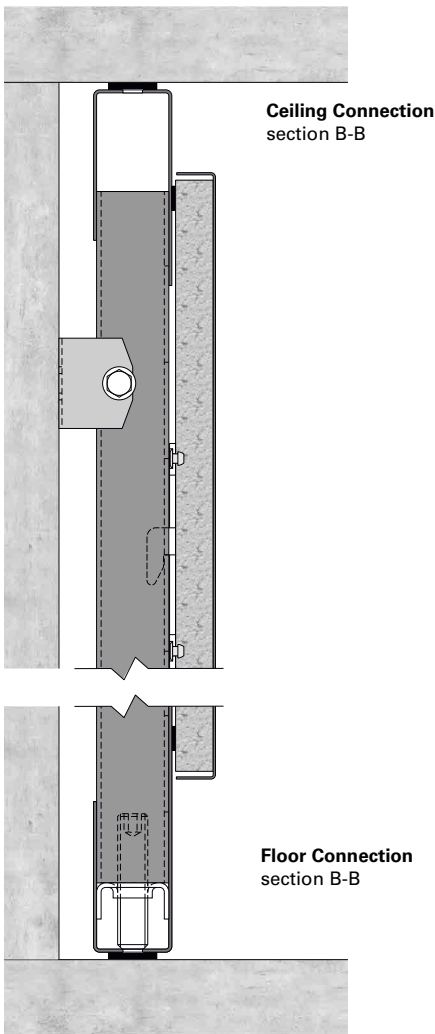
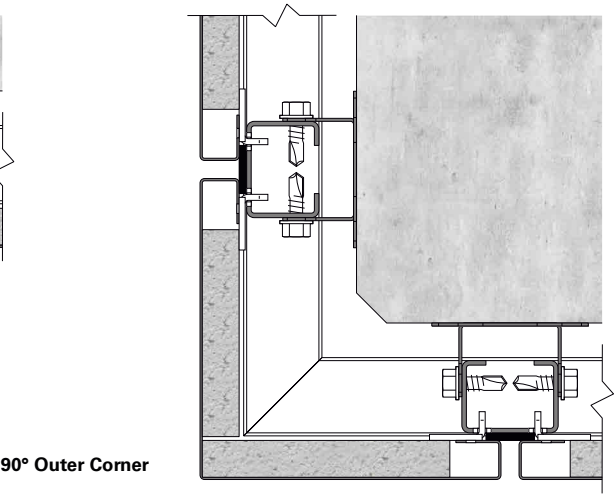
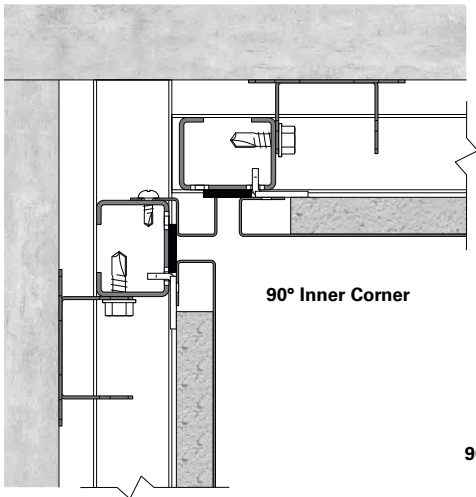
Lindner Free Metal



Module Width horizontal
section A-A



Wall Connection
section D-D




Lindner Free Glass


Glass Wall Cladding

Lindner Free Glass Cladding is perfect for cladding walls, studs and pillars and can be customised to suit a wide range of project requirements. This sophisticated cladding creates a modern feel and is available with a range of surface finishes. This includes different types of coatings and colours customised to suit customers' preferences for creating attractive glass surfaces. This system comes with a choice of versatile substructures for easily and effectively housing building services technology or cables and pipes.

- **Incredibly Versatile:** available with a wide range of printed surface finishes and in many different colours for creating the perfect design for your room
- **Perfectly Concealed:** The systems can also be used to house electrical installations.



Cantonal Hospital of Graubünden, Switzerland



Aarau Railway Station, Switzerland



Cantonal Hospital of Graubünden, Switzerland

Technical Data

Module Width	300 - 1,250 mm
Height	self-supporting: standard to 5,000 mm (undivided 3,000 mm) attached to wall: unlimited
Joint Width	6 mm (optional 8 mm)
Weight	approx. 19 - 33 kg/m ²
Bonding	based on ETAG 002, temperature resistance: -50°C - +150°C colours: white/light grey/black with general approval for use in building construction (ABZ) two-component silicone adhesive

Combinable with

Lindner Life Stereo 125
Lindner Life Contour 126
Lindner Life Freeze 137
Lindner Logic 100 Metal/Timber
Lindner Logic 100 Metal/Timber - Acoustic
Lindner Plus Additional Equipment
Doors for Partition Systems

Sustainability

(from page 206)

self-declaration according to ISO 14021

Surfaces

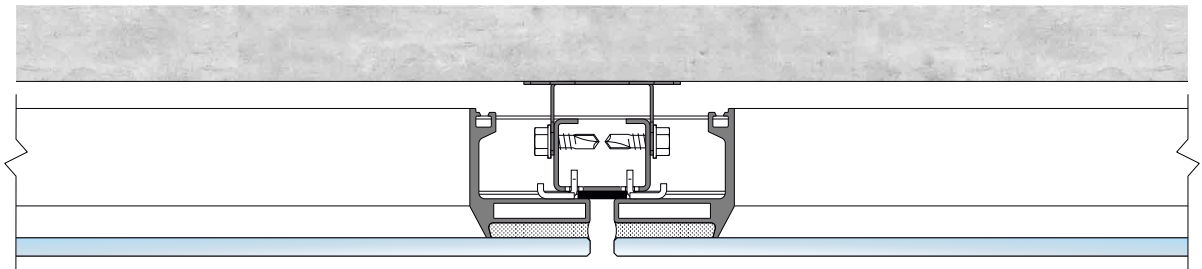
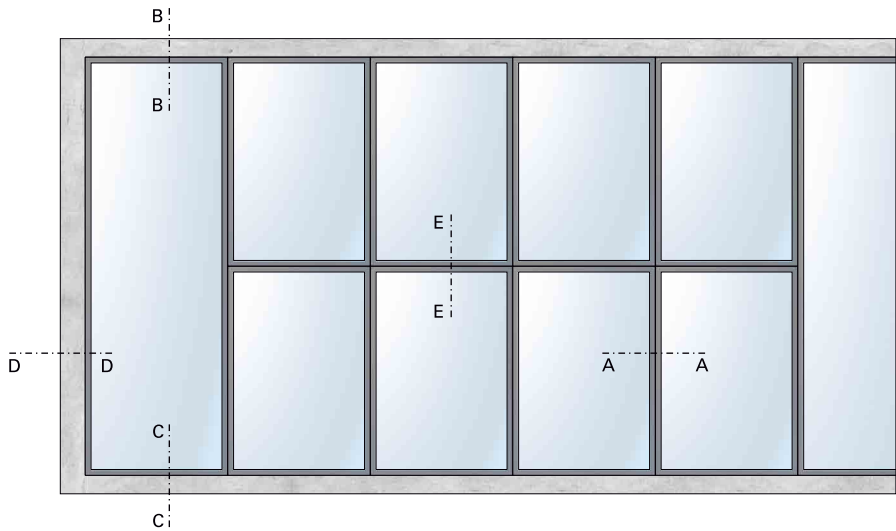
(from page 192)

foils
screen printing
enamel
digital print

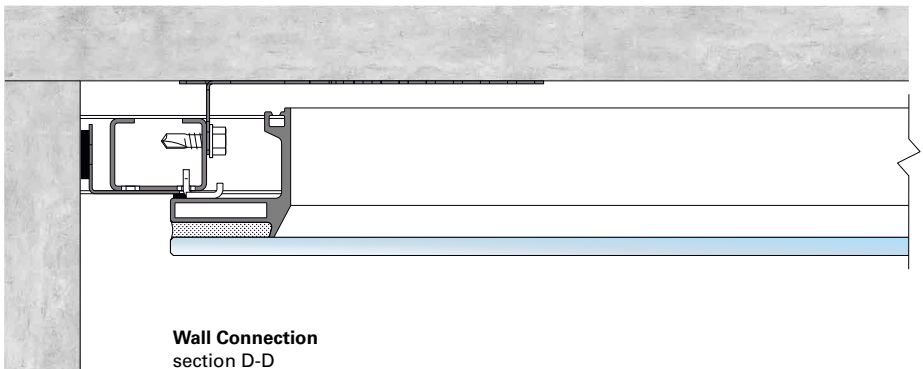
Further information
to this wall cladding
can be found here:



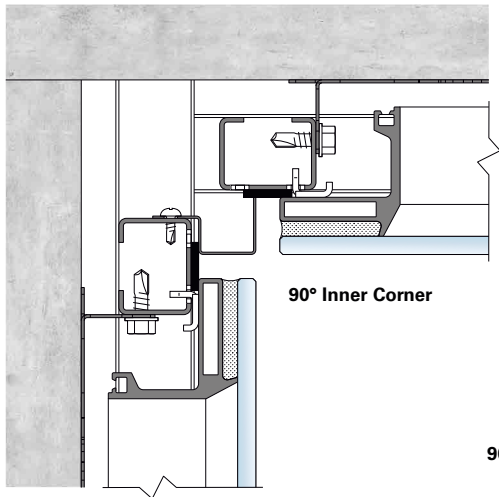
Lindner Free Glass



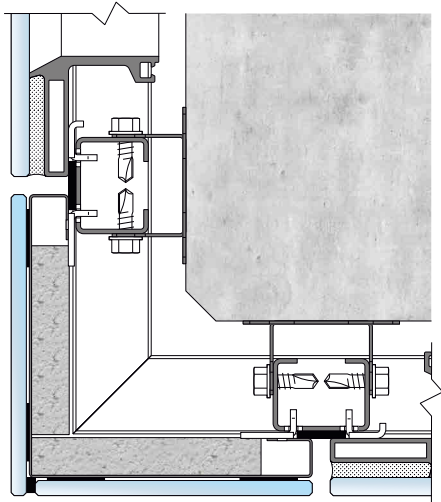
Module Width horizontal
section A-A



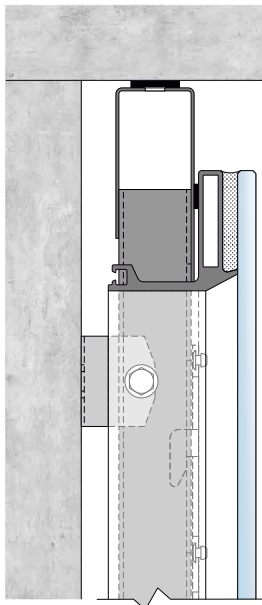
Wall Connection
section D-D



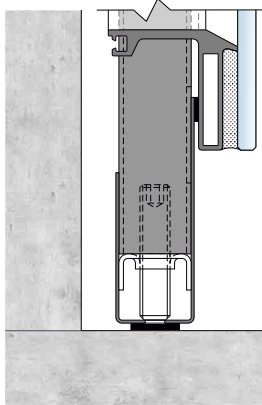
90° Inner Corner



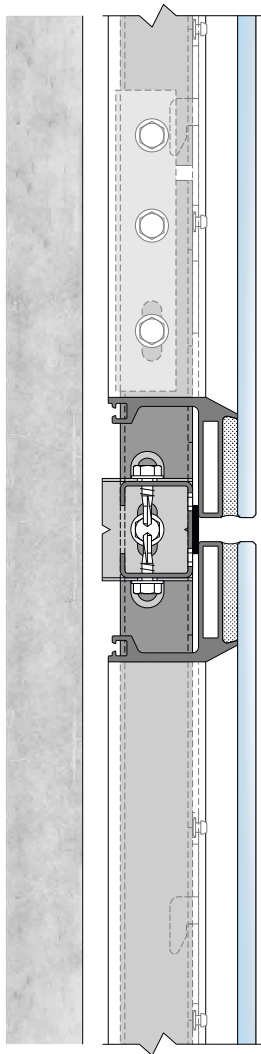
90° Outer Corner



Ceiling Connection
section B-B



Floor Connection
section B-B



Module Width vertical
section E-E

Additional Equipment – Lindner Plus

Clever Extras for Even Greater Ease

From blinds to ventilation panels, storage and organisers – our additional equipment are designed to meet many different everyday and office needs – both when it comes to convenience and flexibility.

Make your space even more effective and flexible by choosing from our wide range of clever additional equipment which are suitable for use with virtually all of our partition systems.

- acoustic wall panels for optimum room acoustics
- blinds for glass partitions and doors
- ventilation panels for effective ventilation
- a wide range of storage & organisational elements



Lindner Plus Acoustic Metal

When dealing with big rooms designed for a larger number of users, optimising their acoustics is absolutely essential. Our Lindner Plus Acoustic Metal Wall Panels are perfect for doing just that. They are designed for use in a wide range of different situations and come with many options to ensure they can be used to best effect. Available with a wide choice of different surface finishes and perforations, they are ideal for maximising the sound quality and visual appeal of any room.


- **Unique Design:** clean lines and surfaces for a myriad of installation conditions – endless choice for your space
- **Better Sound Quality:** High sound absorption values create very quiet environments – which is a guarantee for maximum productivity and concentration.



New Lindner Group Headquarters, Arnstorf, Germany



FBC, Frankfurt, Germany



New Lindner Group Headquarters, Arnstorf, Germany

Technical Data

Element Width	300 - 1,250 mm
Element Height	300 - 3,000 mm
Absorber Thickness	42/62/82/102 mm
Weight	approx. 7 - 21 kg/m²

Combinable with

Lindner Life Pure 620
Lindner Life Nature

Acoustics (from page 203)

Sound Absorption	attached to a glass partition, $\alpha_w = 0.4 - 1.0$ according to ISO 11654
	attached to an existing wall, $\alpha_w = 0.4 - 1.0$ according to ISO 11654

Surfaces (from page 192)

digital print
powder coated

Sustainability (from page 206)

self-declaration according to ISO 14021

Further information to this additional equipment can be found here:




Lindner Plus Acoustic Textile

Fabric and other textile coverings give rooms an unmistakable atmosphere. Lindner Plus Acoustic Textile Panels are not just visual and structural interior design highlights, thanks to their effectiveness, they significantly improve the acoustics of a room – and do so in a myriad of different installation conditions.

- **Injecting Colour into a Room:** Our different collections are designed to offer the widest possible range of design options for your interior spaces.
- **Unmistakeably Tranquil:** Textiles are wonderful for injecting a sense of tranquillity and welcome into any office and room – for greater productivity and well-being



New Lindner Group Headquarters, Arnstorf, Germany



New Lindner Group Headquarters, Arnstorf, Germany



New Lindner Group Headquarters, Arnstorf, Germany

Technical Data

Element Width	300 - 1,250 mm
Element Height	300 - 3,000 mm
Absorber Thickness	42/62/82/102 mm
Weight	approx. 8 - 22 kg/m ²

Combinable with

Lindner Life Pure 620

Lindner Life Nature

Acoustics

(from page 203)

Sound Absorption	attached to a glass partition, $\alpha_w = 0.8 - 1.0$ according to ISO 11654
	attached to an existing wall, $\alpha_w = 0.8 - 1.0$ according to ISO 11654

Surfaces

(from page 192)

standard collection, various manufacturers

other textiles available as per customers' requirements

Sustainability

(from page 206)

self-declaration according to ISO 14021

Further information to
this additional equip-
ment can be found here:




Lindner Plus Blinds

Privacy when and as Needed

Lindner Plus Blinds are suitable for use in glass partition wall panels as well as glass doors. They are designed to be used as required to create self-contained working environments and privacy in modern rooms divided by transparent elements. They offer protection from the sun, act as privacy screens and are highly customisable. Available with a range of different drives and operating directions for a wide scope of applications. This makes our Lindner Plus blinds capable of meeting our customers need for visibility as well as privacy, while at the same time adding visual appeal to any room and being easy to operate in unison.

- **Bespoke:** With choices galore from colours, perforations, operating directions and controls – offering endless possibilities in terms of features and design
- **Privacy Included at all Times:** Integrating blinds with unique designs between our double glazing panes for optimum privacy and no cleaning required
- **Easy to Install:** Our blinds can also be fitted retrospectively to existing systems to give you the option of creating privacy whenever needed.



FFHS Campus, Zurich, Switzerland

Manual Blinds

Technical Data

Module Width	200 - 3,000 mm
Height	standard to 3,700 mm
Surface	to 4.0 m ²
Slat Width	standard 25 mm

Drive

When a blind is down, the slats can be manually turned via a control knob

Design Versions	for installation in the space between double glazing panes
	fitted sideways inside doors
	optionally, fitted sideways inside partitions

Combinable with

Lindner Cube duo

Lindner Life Stereo 125

Lindner Life Contour 126

Lindner Life Freeze 137

ATB 68

GTB 100

Surfaces

as per colour fan

(from page 192)

Electric Blinds

Technical Data

Blind Width	Standard	450 - 3,000 mm
Blind Height	Standard	400 - 3,700 mm (area max. 5.0 m²)
Slat Width	Standard	25 mm

Drive

Click-Fix: Electric blinds with 24V motor controller		
(SMI drives) for optimised synchronous operation		
Motor Direction	Standard	from top to bottom
Design Versions		superimposed installation (single glazing)
		installation between the glass panes
		laterally braced in doors
		optional: laterally braced in partitions

Combinable with

Lindner Cube duo
Lindner Life Stereo 125
Lindner Life Contour 126
Lindner Life Freeze 137
ATB 68
GTB 56 and 100

Surfaces	(from page 192)
as per colour fan	

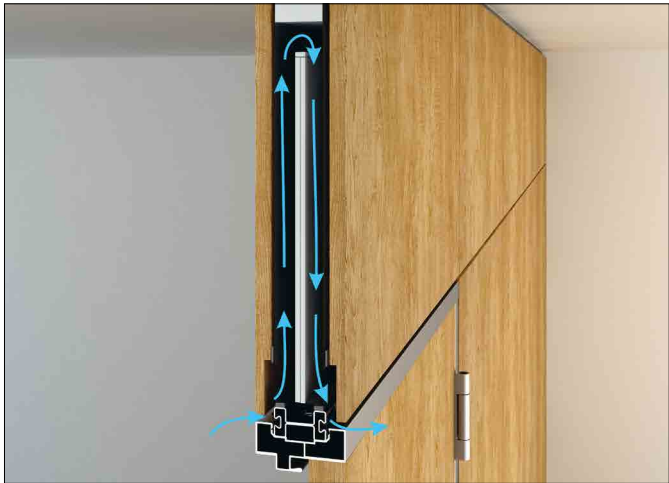
Further information to this additional equipment can be found here:



Lindner Plus Ventilation Panels

Healthy indoor climates are essential for effective and productive office working environments. Lindner Plus Ventilation Panels ensure an effective exchange of air by channelling it through the element located inside the partition wall and discharging it into the space or room on the other side. This efficient solution combines an attractive look with a high level of functionality: The slim air intake port is integrated into the joints between the wall panels, which means that they are completely hidden. They are furthermore suitable for combination with virtually all Lindner Partition Systems and Doors. Lindner Plus Ventilation Panels come with a promise of effective sound insulation and healthy indoor climates – and deliver on it.

- **Perfect Indoor Conditions:** optimised indoor climates thanks to controlled air exchange for a pleasant work environment and simultaneous reduction in sound
- **Expertly Concealed:** These elements are great in terms of visual appeal because they are virtually completely hidden once fitted inside the joints between the panels.
- **Tested and Customisable:** produced by Lindner itself, tested in Lindner Partition Systems and designed to meet all your project requirements



Visualisation © Lindner Group

Type S

Technical Data

Element Height	standard 207 mm
Element Width	standard to 2,900 mm
Element Depth	55/66/80 mm (depending on substructure depth)
Partition Width	100 and 125 mm
Joint Width	6 mm (optional 8 mm)
Weight	approx. 7 - 20 kg/m
Volumetric Flow Rate	80 m³/h per linear meters at a pressure difference of 10 Pa

Acoustics

(from page 203)

Longitudinal Sound Insulation	50 dB D _{n, e, w} according to ISO 717-1
-------------------------------	---

Further information to this additional equipment can be found here:



Type Z

Technical Data

Element Height	standard 250 mm
Element Width	standard to 2,900 mm
Element Depth	55/66/80 mm (depending on substructure depth)
Partition Width	100 and 125 mm
Joint Width	6 mm (optional 8 mm)
Weight	approx. 5 - 12 kg/m
Volumetric Flow Rate	79 m³/h per linear meters at pressure difference of 10 Pa

Acoustics

(from page 203)

Longitudinal Sound Insulation	40 dB $D_{n,e,w}$ according to ISO 717-1
-------------------------------	--

Type U

Technical Data

Element Height	type U-48 standard 207 mm type U-51 standard 502 mm type U 82-54 standard 300 mm
Element Width	standard to 2,900 mm
Element Depth	55/66/80 mm (depending on substructure depth)
Partition Width	100 and 125 mm
Joint Width	6 mm (optional 8 mm)
Weight	approx. 6 - 12 kg/m
Volumetric Flow Rate	type U-48: 88 m³/h per linear meters type U-51: 63 m³/h per linear meters type U 82-54: 59 m³/h per linear meters at a pressure difference of 10 Pa

Acoustics

(from page 203)

Longitudinal Sound Insulation	Type U-48: 48 dB $D_{n,e,w}$ according to ISO 717-1 Type U-51: 51 dB $D_{n,e,w}$ according to ISO 717-1 Type U 82-54: 54 dB $D_{n,e,w}$ according to ISO 717-1
-------------------------------	--

Type S - Type Z - Type U

Combinable with

Lindner Logic 100 Metal/Timber

Sustainability

(from page 206)

conforms to DGNB/LEED

Lindner Plus Organisation


Integrated/Front-Mounted Organisational Solutions

Lindner Plus’ organisational solutions are designed to help keep offices and spaces neat and tidy. They range from shelving systems to individual shelves and whiteboards and hence provide many different options for everything from storing folders to planning presentations.

- **Effective Storage Solutions:** effective organisational solutions for tidy spaces – also suitable for fitting retrospectively by adapting the systems
- **Incredibly Versatile:** These organisational elements are available in a wide range of options, which means they can be customised as needed while simultaneously offering maximum efficiency.

Organiser Options at a Glance

- front-mounted shelving systems
- front-mounted organisational elements: whiteboards, pinnable fabric notice board, projection board
- integrated organisational elements: available upon request
- other accessories: picture hooks, coat hooks



LHI Campus, Pullach, Germany



Whiteboard



THE SQUAIRE, Frankfurt, Germany

Technical Data

Dimensions	available in various dimensions/sizes
Variant/Design	front-mounted/integrated



Aluminium/ Glass Doors

Infinite Possibilities

Glass and aluminium can be put to a multitude of uses when it comes to designing and fitting out interior spaces. Both glass and aluminium are sound-insulating, which makes them ideal for creating quiet and peaceful spaces. For your safety we provide, whenever it is necessary, doors with fire protection, as well as smoke protection properties.

- **Transparent Dividers:** make spaces seem bigger thanks to transparency while simultaneously keeping them separate
- **Attractive and Rich in Detail:** a multitude of design options for maximum creative freedom



Sound Insulation Doors

For Quiet Spaces








Even a low level of consistent noise can become stressful over time. Lindner sound insulation doors effectively block out noise and hence create the quiet and privacy needed for effective working conditions. They work by simply preventing disruptive sound from coming in and out.

- **Peace and Quiet:** high sound insulation values for calm and productive working environments
- **Total Flexibility:** wide choice of products for creating spaces that work for you





Sound Insulation Doors

		Technical Data	
		Door Leaf Thickness	Door Leaf Profile Width
	ATB 42 Aluminium Tubular Frame Door Sound insulation door with a single door leaf with a circumferential tubular aluminium frame with mitred joints. This system has a single glaze safety glass pane and is available as a single or double leaf door.	42 mm	95 mm circumferential
	ATB 68 Aluminium Tubular Frame Door Sound insulation door with a single door leaf with a circumferential tubular aluminium frame with mitred joints. This system has a safety glass pane and is available as a single or double glazed version and as a single or double leaf door.	68 mm	3-sided 110 mm plinth height 95 mm
	ATB 100 Sound Insulation Door Sound insulation door with a single door leaf with a circumferential tubular frame with mitred joints. This system has a single glaze safety glass pane and is available as a single or double leaf door.	100 mm	3-sided 95 mm plinth height 80 mm
	GTB 10 Sound Insulation Door Fully glass door comprising a single fully glass door leaf made of 10 mm single-pane toughened standard clear safety glass. The system is available as a single or double leaf door.	10 mm	–
	GTB 13 Sound Insulation Door Fully glass door comprising a single fully glass door leaf made of 12 mm laminated standard clear safety glass. The system is available as a single leaf door.	13 mm	–
	GTB 56 Sound Insulation Door Sound insulation door comprising a single door leaf with a tubular aluminium frame with mitred joints on all sides. The system features two safety glass panes attached on each side and is available as a double-glazed single or double leaf door.	56 mm	79 mm circumferential
	GTB 100 Sound Insulation Door Sound insulation door comprising a single door leaf with a tubular aluminium frame with mitred joints on all sides. The system features two safety glass panes attached on each side and is available as a double-glazed single or double leaf door.	100 mm	91 mm circumferential

Acoustics	Sustainability		Surfaces		Additional Equipment
Sound Insulation (according to ISO 717-1)	Cradle to Cradle Certified®	Self-Declaration (according to ISO 14021)	Glass	Door Leaf	Blinds
32 - 37 dB R _w	✓	✓	foils, screen, printing, enamel	powder coated, anodised	–
32 - 42 dB R _w	✓	✓	foils, screen, printing, enamel	powder coated, anodised	✓
38 - 47 dB R _w	✓	✓	foils, screen, printing, enamel	powder coated, anodised	✓
32 dB R _w	✓	✓	foils, screen, printing, enamel	–	–
37 dB R _w	–	–	foils, screen, printing, enamel	–	–
37 dB R _w	–	✓	foils, screen, printing, enamel	powder coated, anodised	✓
28 - 45 dB R _w	✓	✓	foils, screen, printing, enamel	powder coated, anodised	✓

Type ATB 42

Aluminium Tubular Frame Door

Highest quality – tailored to your needs. Our Sound Insulation Door ATB 42 consists of a mitered door leaf of circumferential aluminium tubular frame. The system has a safety glass panel and is available as single glazing with single or double leaf variants. The rebate geometry is blunt.

- single and double leaf door elements
- object-related planning



Cuvryhöfe, Berlin, Germany



Ritterstrasse 16-18, Berlin, Germany

Technical Data

Door Leaf Width (single leaf)	500 to 1,125 mm
Door Leaf Height	2,000 - 2,500 mm
Door Leaf Thickness	42 mm
Door Leaf Weight	approx. 24 - 35 kg/m ²
Profile Width of the Door Leaf, circumferential	95 mm
Installation Options	solid wall
	plasterboard partitions
	Lindner Partition Systems
Standard Equipment	barrel door hinge 160 mm with VX inclusion
	mortise lock for tubular frame doors, class 3
	prepared for profile and round cylinders
	handles on both sides in a cranked design
	automatically lowerable bottom seal

Acoustics

(from page 203)

Sound Insulation	32 - 37 dB R _w (= laboratory value) according to ISO 717-1
------------------	---

Sustainability

(from page 206)

Cradle to Cradle Certified®

self-declaration according to ISO 14021

Additional equipment

superimposed or integrated door closers

fitting combinations for emergency exit doors and panic bolts

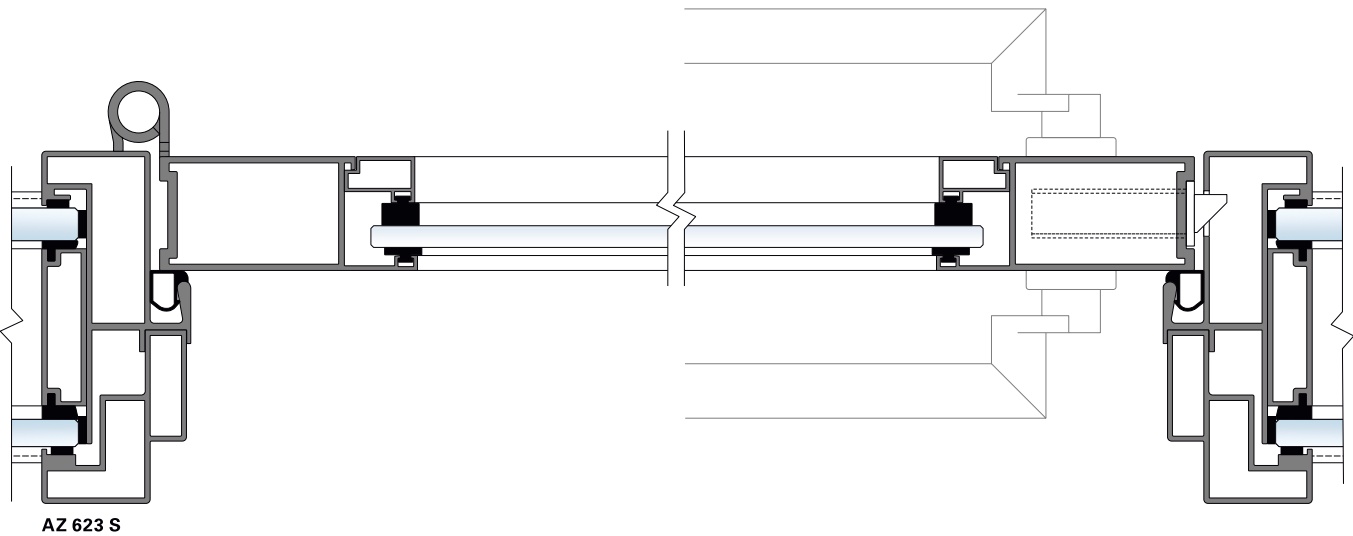
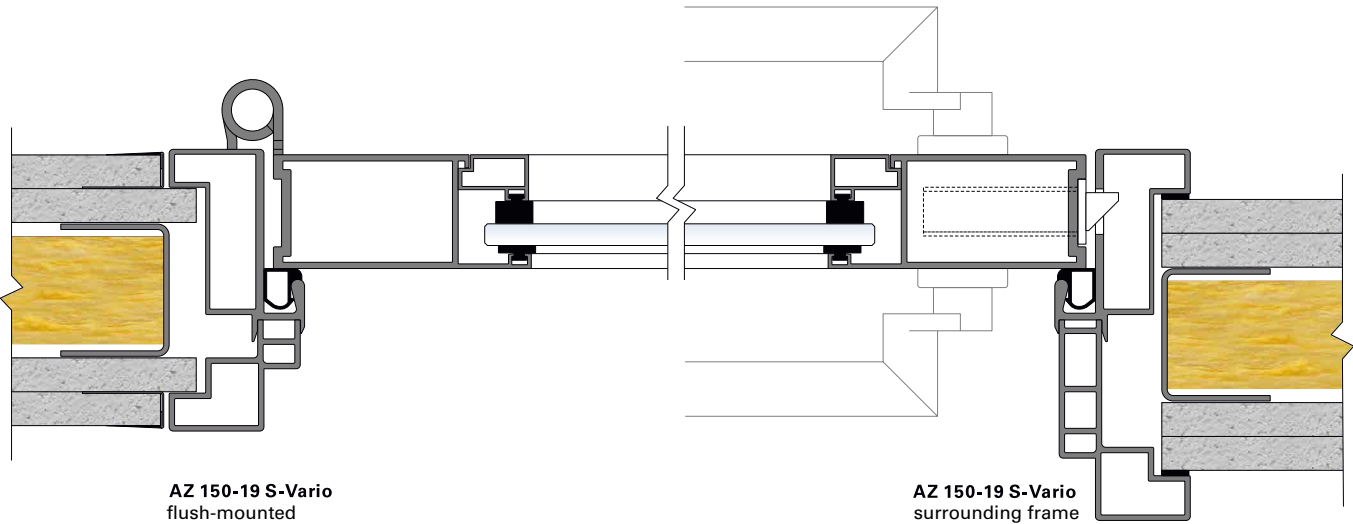
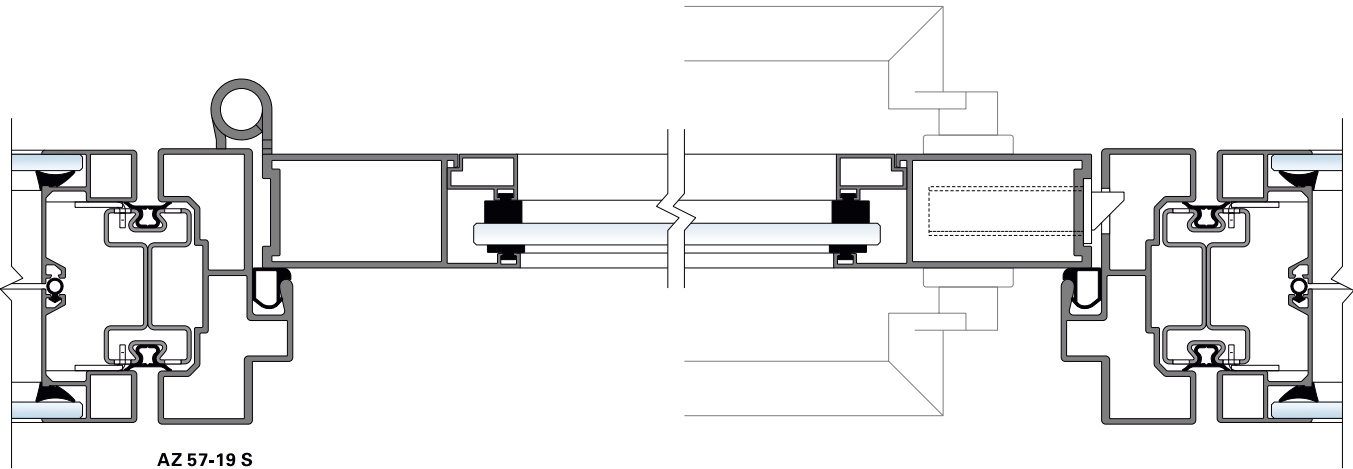
access control

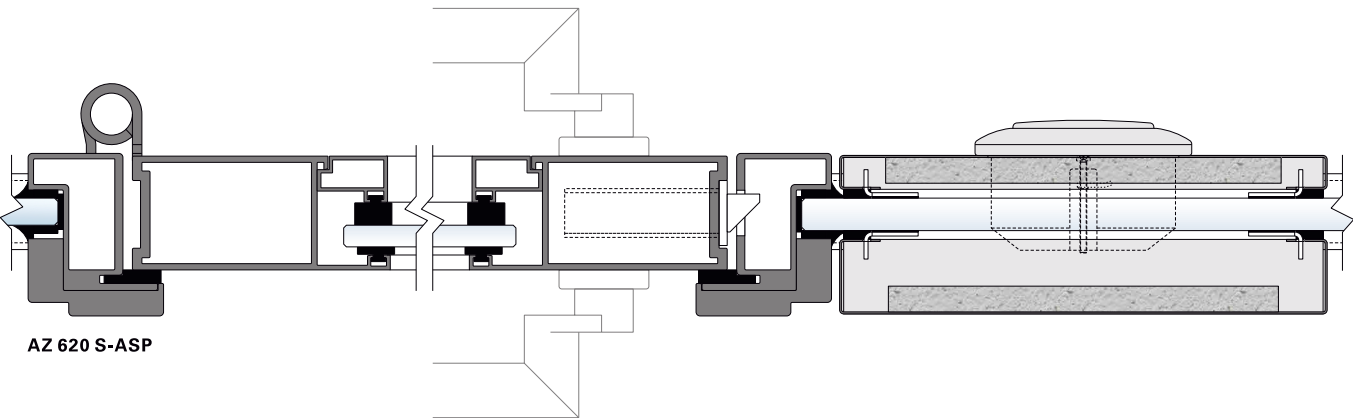
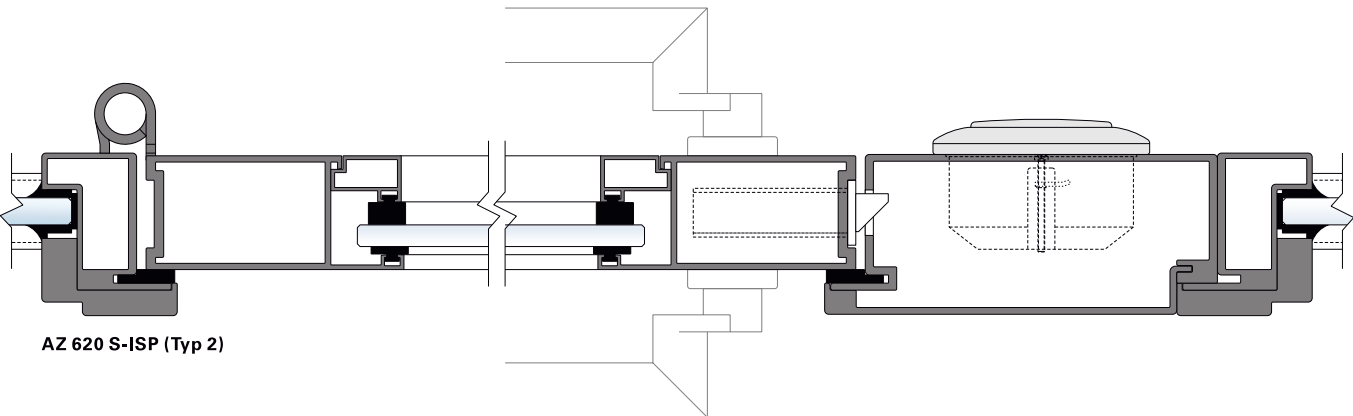
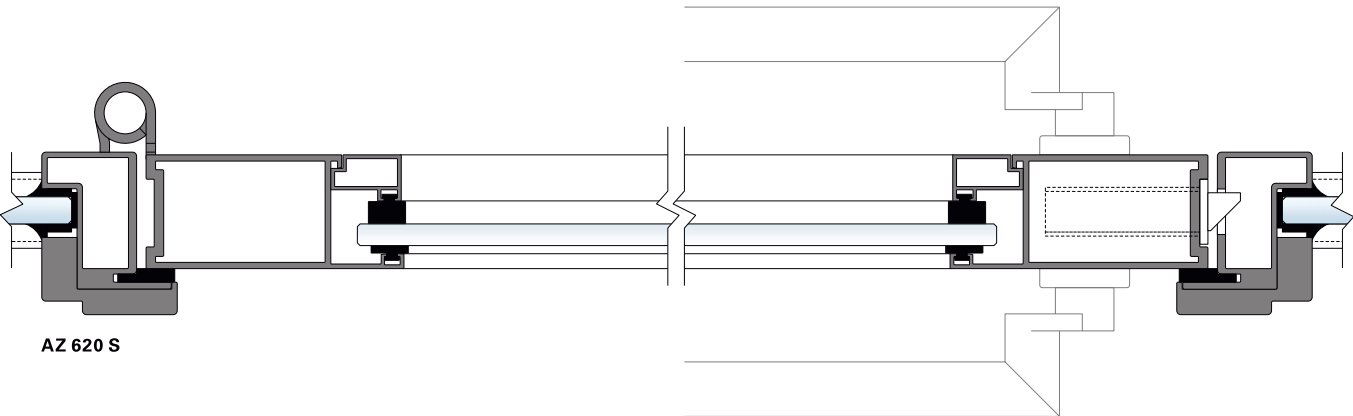
monitoring contacts

further variations according to the demands and requests of the customer

Further information to
sound insulation doors
can be found here:







Type ATB 68

Aluminium Tubular Frame Door

Reply our long-standing competence even with individual and complex projects. Our Sound Insulation Door ATB 68 consists of a mitered door leaf of circumferential aluminium tubular frame. The system has a safety glass panel and is available as single and double glazing with single or double leaf variants. The rebate geometry is blunt.

- single and double leaf door elements
- object-related planning



Boehringer Ingelheim, New Building, Ingelheim, Germany



FFHS Campus, Zurich, Switzerland

Technical Data

Door Leaf Width (single leaf)	500 to 1,250 mm
Door Leaf Height	2,000 - 3.000 mm
Door Leaf Thickness	68 mm
Door Leaf Weight	approx. 25 - 54 kg/m ²
Profile Width of the Door Leaf, circumferential	110 mm
Plinth Height	95 mm
Installation Options	solid walls
	plasterboard partitions
	Lindner Partition Systems
Standard Equipment	barrel door hinge 160 mm with VX inclusion
	mortise lock for tubular frame doors, class 3
	prepared for profile and round cylinders
	handles on both sides in a cranked design
	automatically lowerable bottom seal

Acoustics

(from page 203)

Sound Insulation	32 - 42 dB R _w (= laboratory value) according to ISO 717-1
------------------	---

Sustainability

(from page 206)

Cradle to Cradle Certified®

self-declaration according to ISO 14021

Additional Equipment

superimposed or integrated door closers

fitting combinations for emergency exit doors and panic bolts

access control

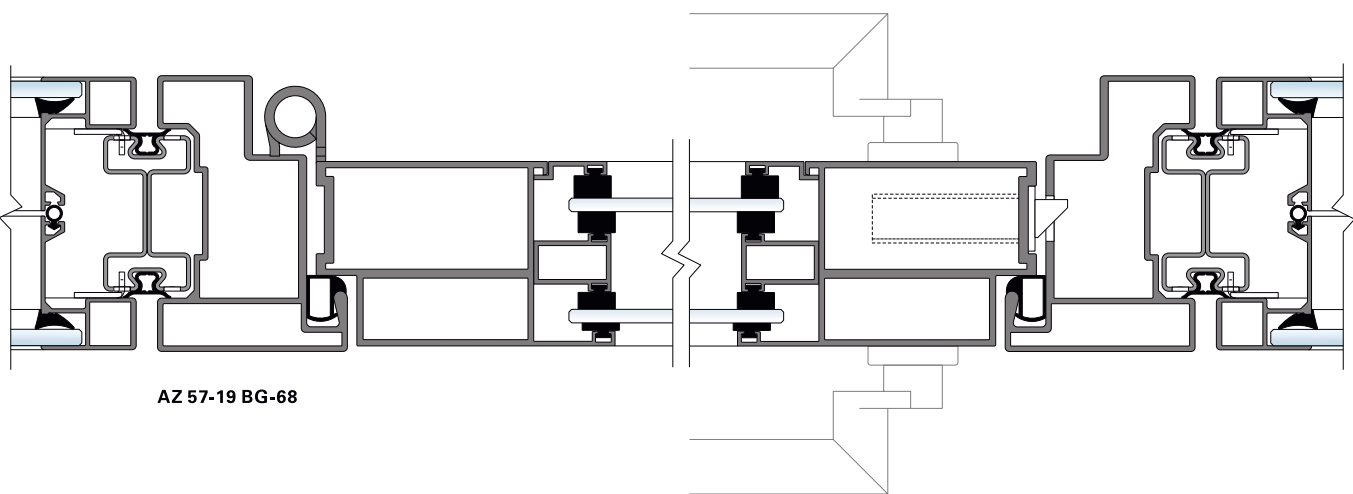
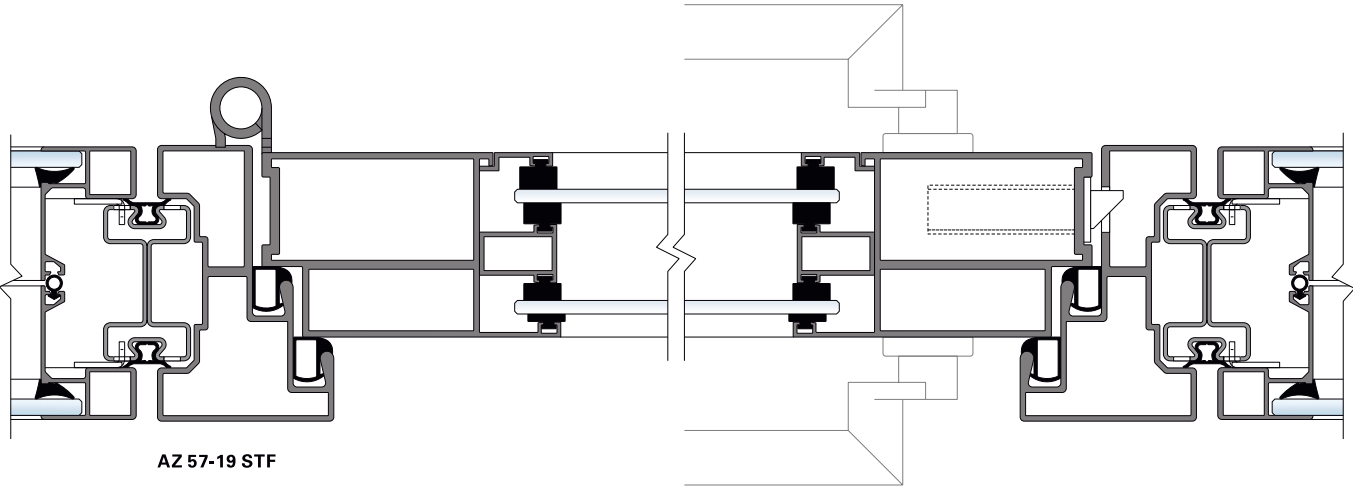
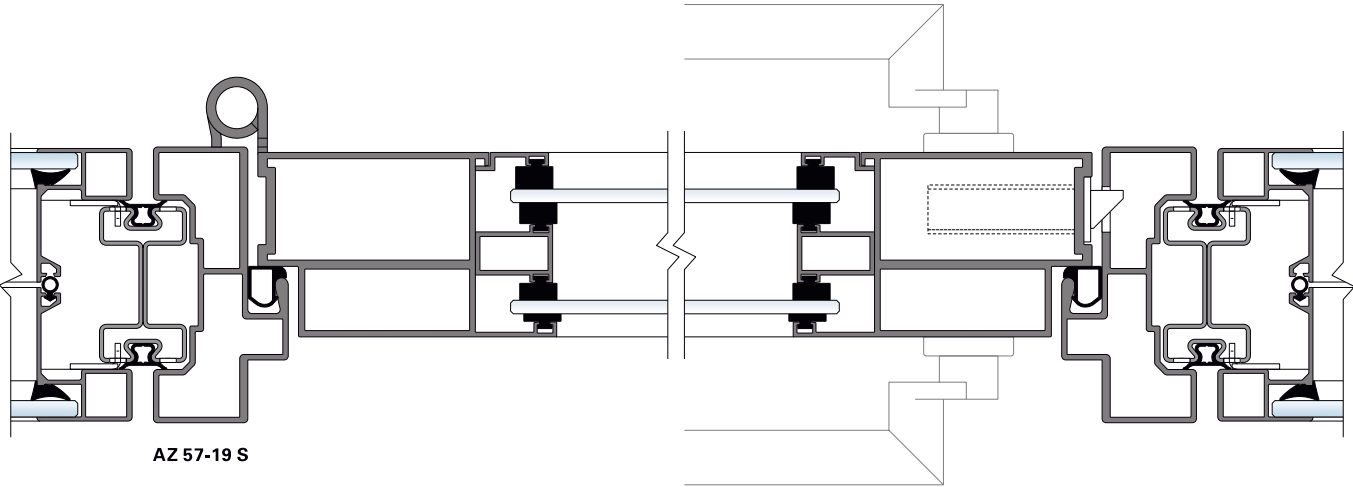
monitoring contacts

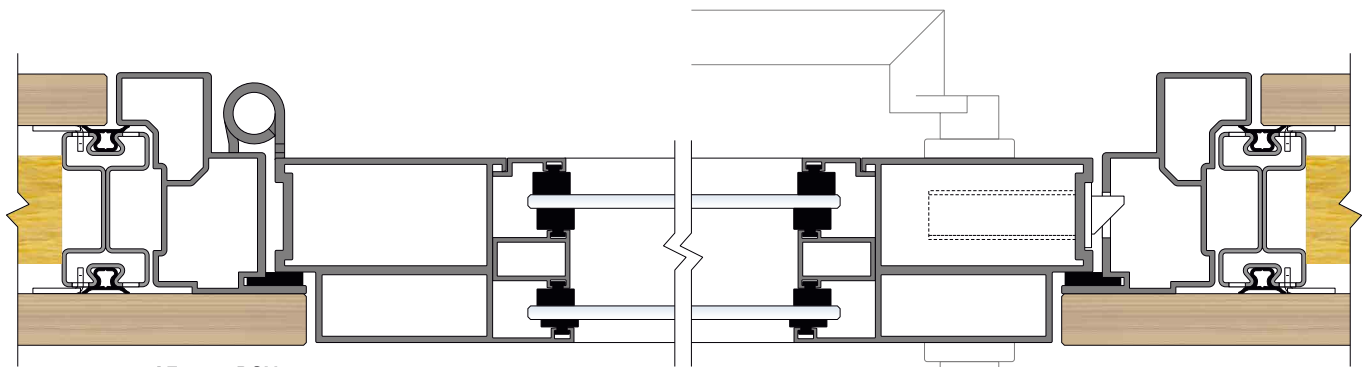
manual and electric blinds

further variations according to the demands and requests of the customer

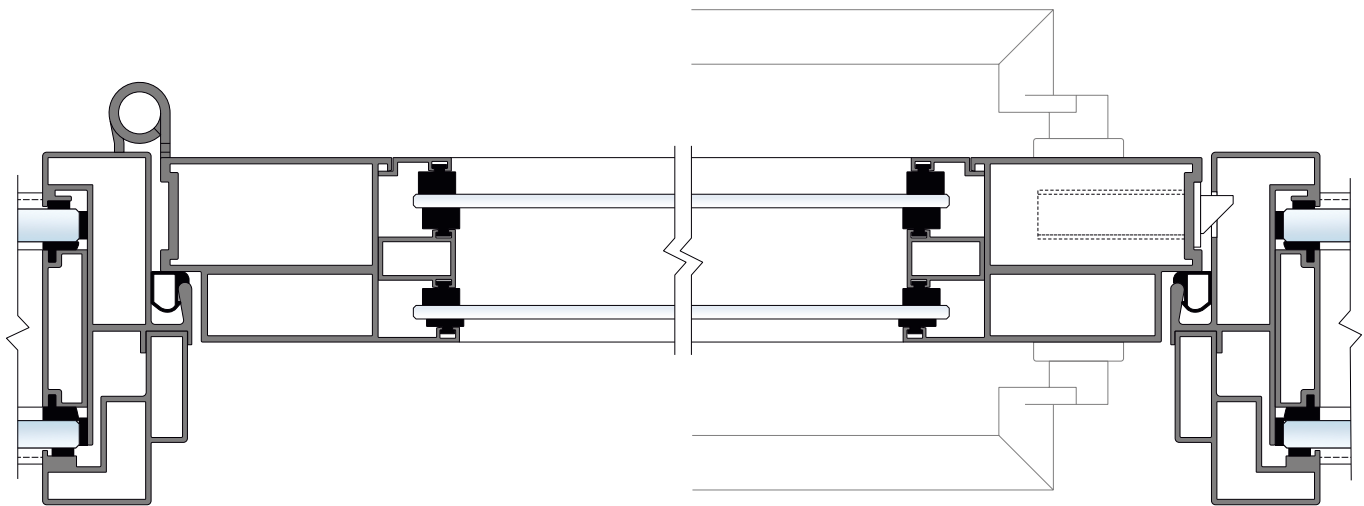
Further information to
sound insulation doors
can be found here:



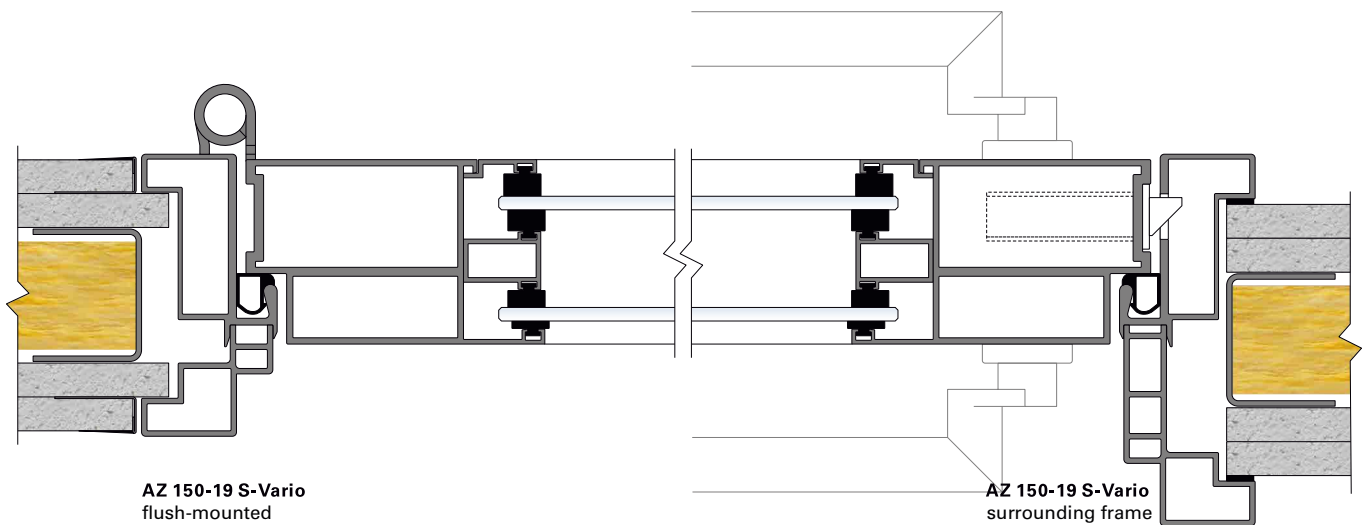




AZ 57-19 BGV-68



AZ 623 S



AZ 150-19 S-Vario
flush-mounted

AZ 150-19 S-Vario
surrounding frame

Type ATB 100

Sound Insulation Door

The aluminium sound insulation door with a door leaf thickness of 100 mm captivates with an extraordinary high sound insulation and an elegant design: The door leaf, which is flush-mounted on both sides consists of a glass filling of safety glass and a mitred tubular aluminium frame. The sound insulation door is available as double glazing in single leaf or double leaf performance.

Door with Sound Insulation for Special Requirements

Due to the various surface variants, the tubular aluminium frame door is the ideal supplement for a variety of room designs: choose between anodised and powder coated for the profiles and between clear glass or white glass as glazing. No matter which variant you choose – the ATB 100 blends simply and stylishly with its surroundings. Due to its thickness of 100 mm, the frame door goes perfectly with a partition with the same thickness, as example with the Lindner Life Stereo 125.

- door leaf thickness 100 mm
- single and double leaf door elements
- sound insulation to 47 dB R_w



Visualisation © Lindner Group



Prototype Construction, Lindner Group, Arnstorf



Visualisation © Lindner Group

Further information to
sound insulation doors
can be found here:



Technical Data

Door Leaf Width (single leaf)	500 to 1,250 mm
Door Leaf Height	2,000 - 3,000 mm
Door Leaf Thickness	100 mm
Door Leaf Weight	approx. 40 - 50 kg/m ²
Profile Width of the Door Leaf, 3-sided	95 mm
Installation Options	solid wall
	plasterboard partitions
	Lindner Partition Systems
Standard Equipment	barrel door hinge 160 mm with VX inclusion
	mortise lock for tubular frame doors, class 3
	prepared for profile and round cylinders
	handles on both sides in a cranked design
	automatically lowerable bottom seal

Acoustics

(from page 203)

Sound Insulation	38 - 47 dB R _w (= laboratory value) according to ISO 717-1
------------------	---

Sustainability

(from page 206)

Cradle to Cradle Certified®

self-declaration according to ISO 14021

Additional Equipment

superimposed or integrated door closers

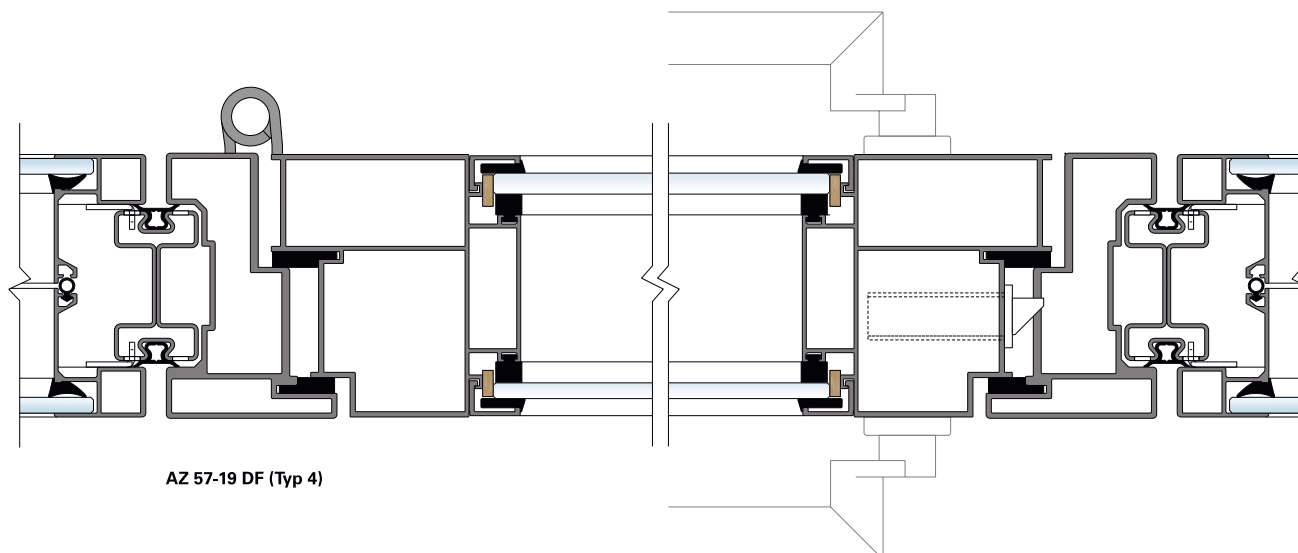
fitting combinations for emergency exit doors and panic bolts

access control

monitoring contacts

manual or electric blind integrated in double glazing

further variations according to the demands and requests of the customer



Type GTB 10

Sound Insulation Door

Our high-quality products and long-standing competences guarantee an excellent room acoustics. The Sound Insulation Door GTB 10 consists of a fully glazed door leaf made of single-pane safety glass 10 mm, usually clear glass. The edges are polished and finished in accordance with DIN EN 1249-11.

- single and double leaf door elements
- object-related planning



FBC Frankfurt, Germany



HASPA – Branch of the Future, Hamburg, Germany



HASPA – Branch of the Future, Hamburg, Germany

Technical Data

Door Leaf Width (single leaf)	500 to 1,125 mm
Door Leaf Height	2,000 - 2,375 mm
Door Leaf Thickness	10 mm
Door Leaf Weight	approx. 27 - 30 kg/m ²
Installation Options	solid wall
	plasterboard partitions
	Lindner Partition Systems
Standard Equipment	barrel door hinge 160 mm with VX inclusion
	glass door lock, class 3
	prepared for profile and round cylinders
	handles on both sides
	automatically lowerable bottom seal

Sustainability

(from page 206)

Cradle to Cradle Certified®

self-declaration according to ISO 14021

Acoustics

(from page 203)

Sound Insulation	32 dB R _w (= laboratory value) according to ISO 717-1
------------------	--

Additional Equipment

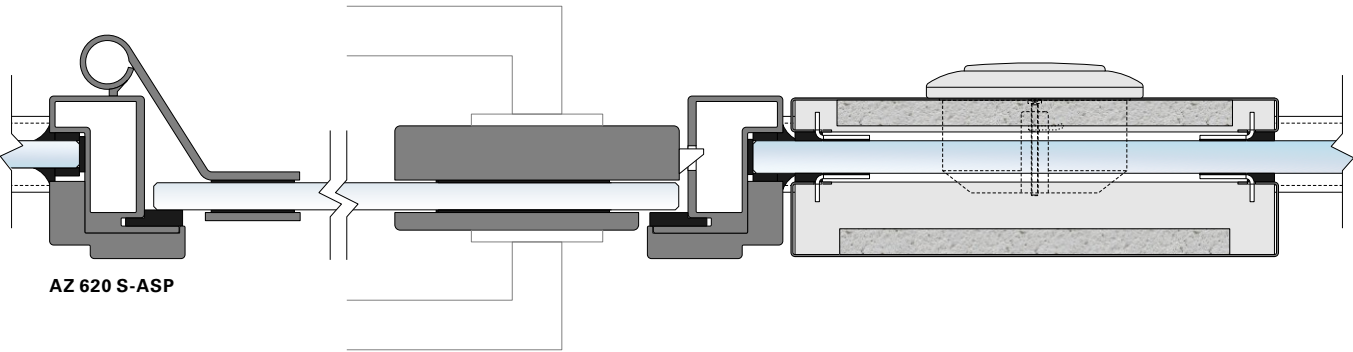
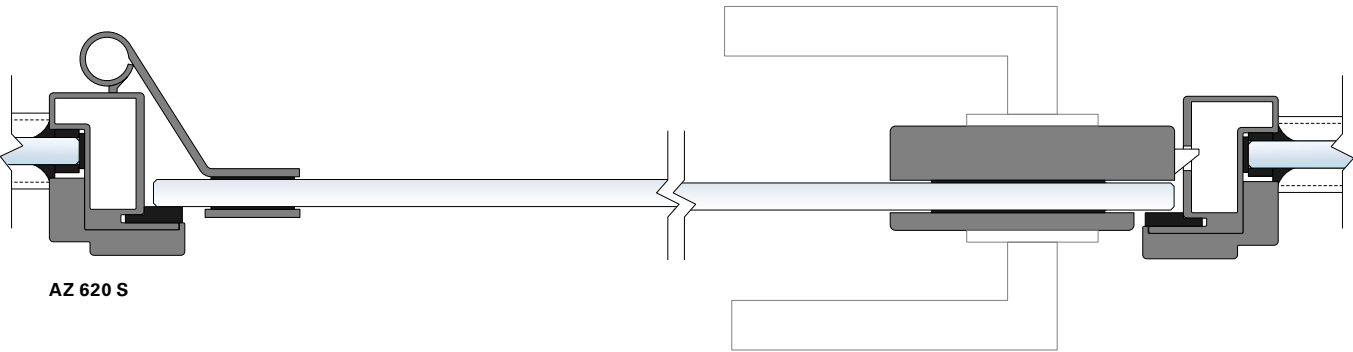
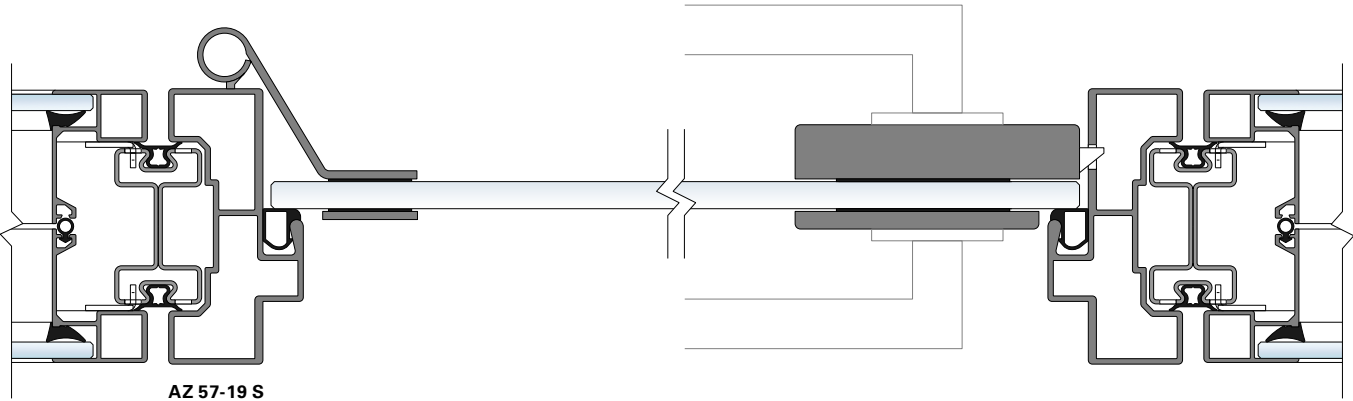
superimposed door closer

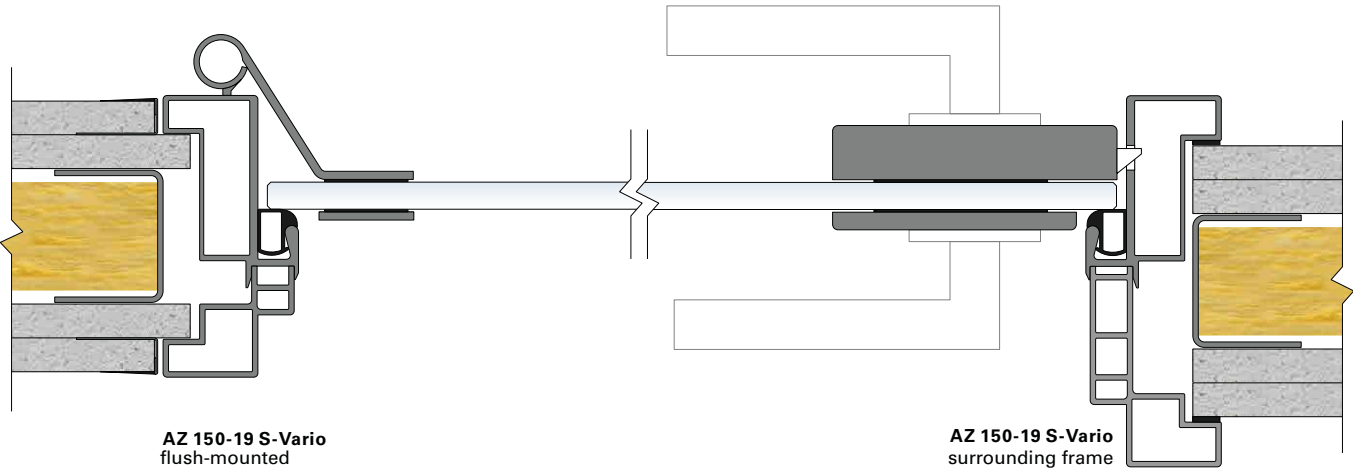
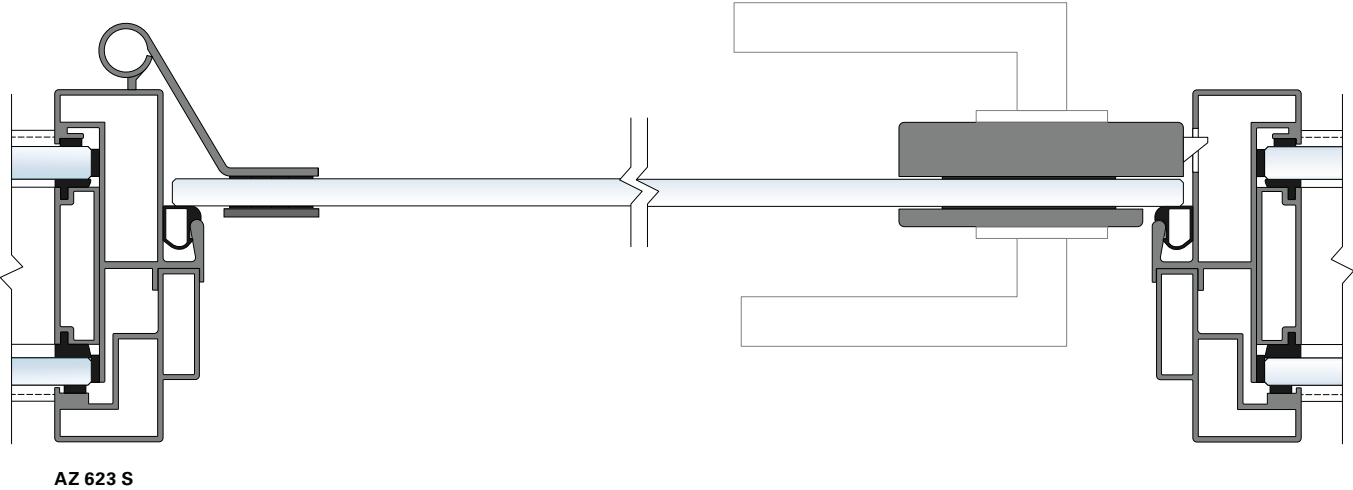
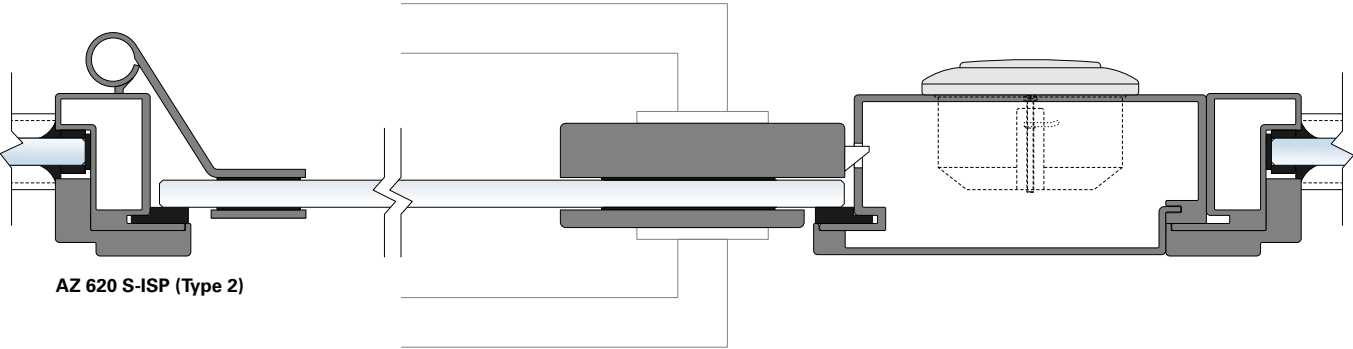
access control

further variations according to the demands and requests of the customer

Further information to
sound insulation doors
can be found here:







Type GTB 13

Sound Insulation Door

Our GTB 13 is a fully glass door comprising a single fully glass door leaf made of 12 mm laminated standard clear safety glass. Thanks to being transparent, the GTB 13 ensures that every room will be flooded with light and creates a bright and welcoming atmosphere.

- sound insulation to 37 dB R_w
- object-related planning



Porsche Zenter Roost, Bissen, Luxembourg



Porsche Zenter Roost, Bissen, Luxembourg



Fielmann AG – Office Conversion, 3rd Floor, IT, Hamburg, Germany

Technical Data

Door Leaf Width (single leaf)	500 to 1,125 mm
Door Leaf Height	2,000 - 2,375 mm
Door Leaf Thickness	13 mm
Door Leaf Weight	approx. 34 - 37 kg/m ²
Installation Options	solid walls
	plasterboard partitions
	Lindner Partition Systems
Standard Equipment	barrel door hinge 160 mm with VX inclusion
	glass door lock, class 3
	prepared for profile and round cylinders
	handles on both sides
	automatically lowerable bottom seal

Acoustics

(from page 203)

Sound Insulation	37 dB R _w (= laboratory value) according to ISO 717-1
------------------	--

Sustainability

(from page 206)

self-declaration according to ISO 14021

Additional Equipment

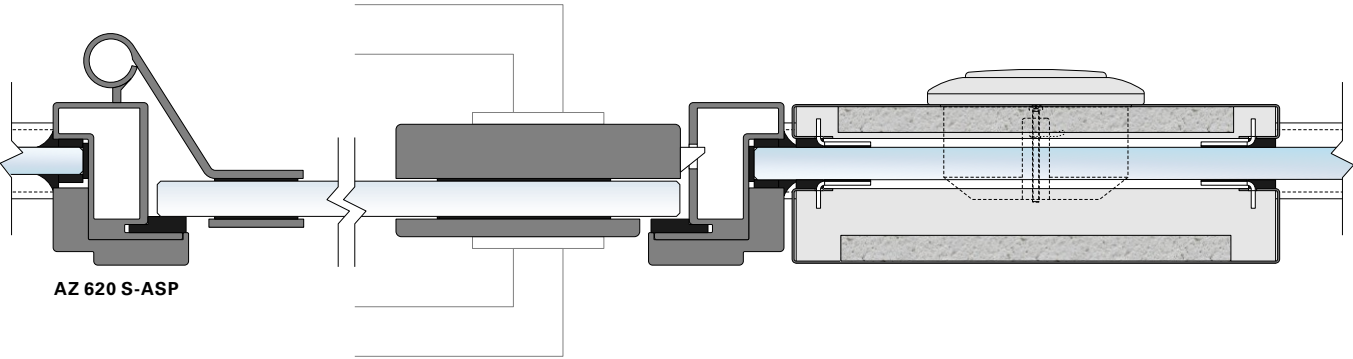
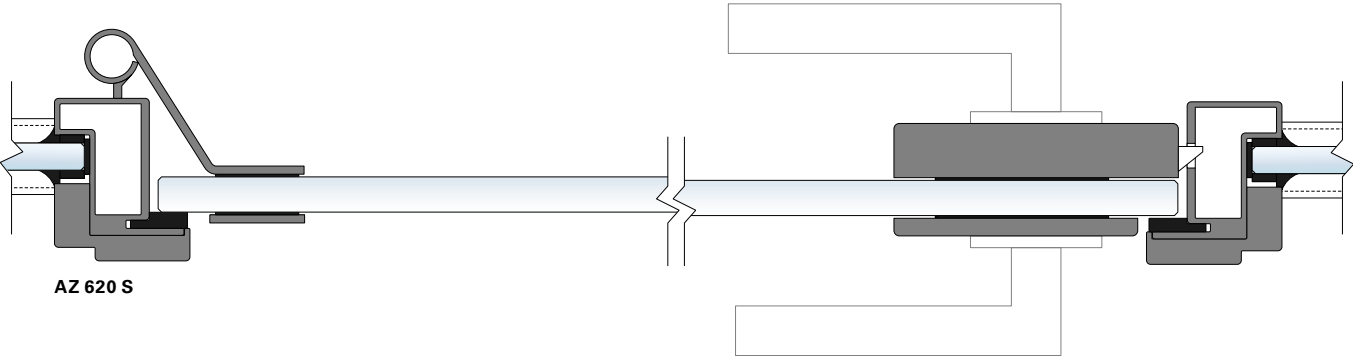
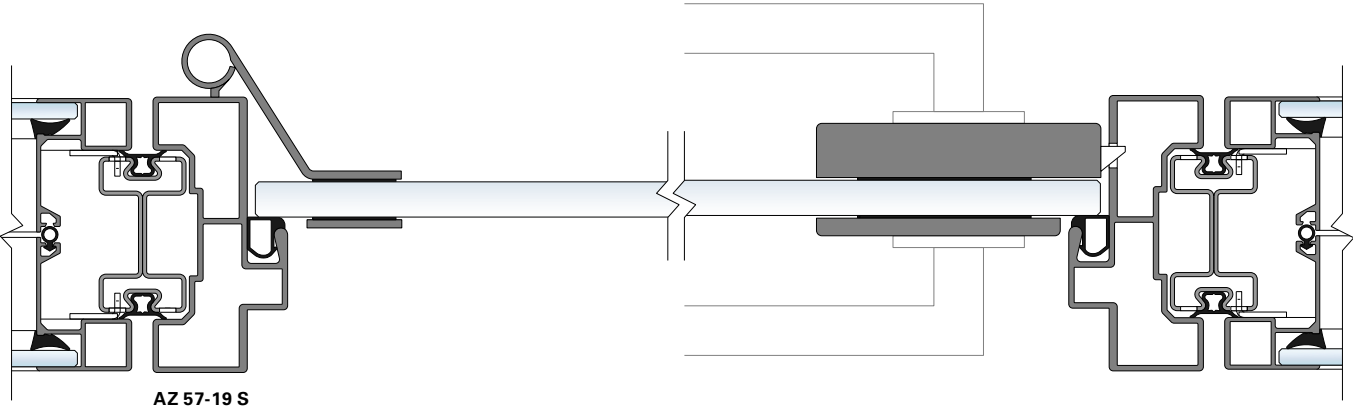
superimposed door closer

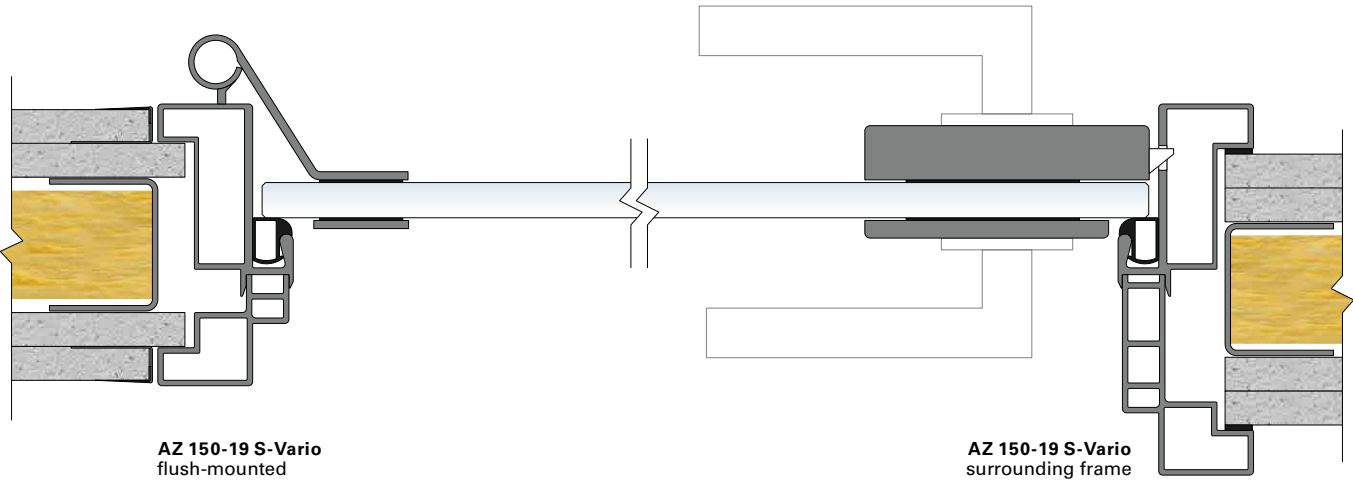
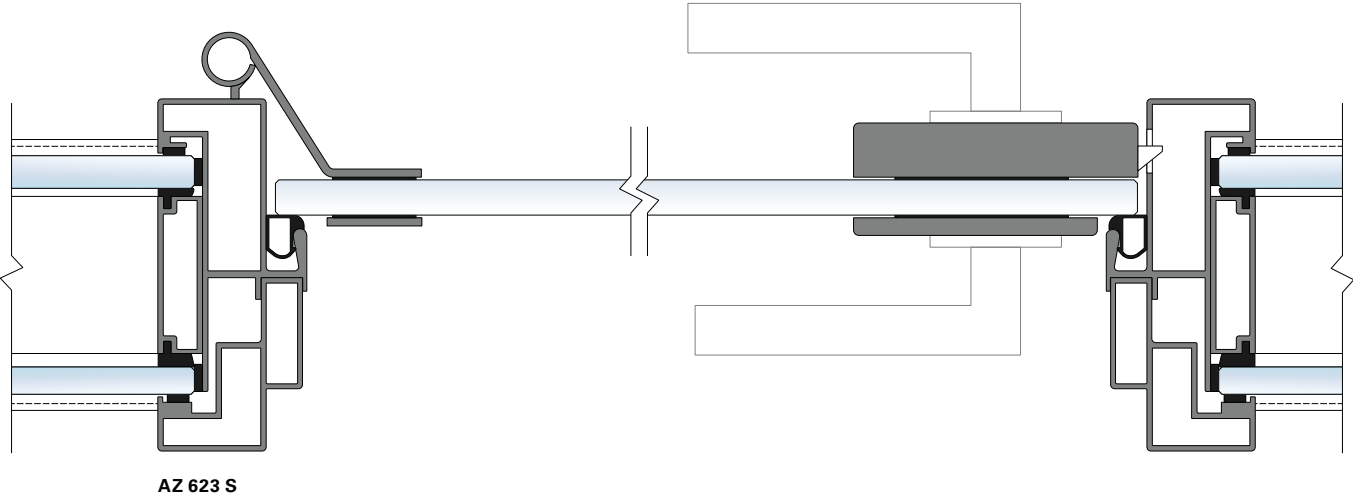
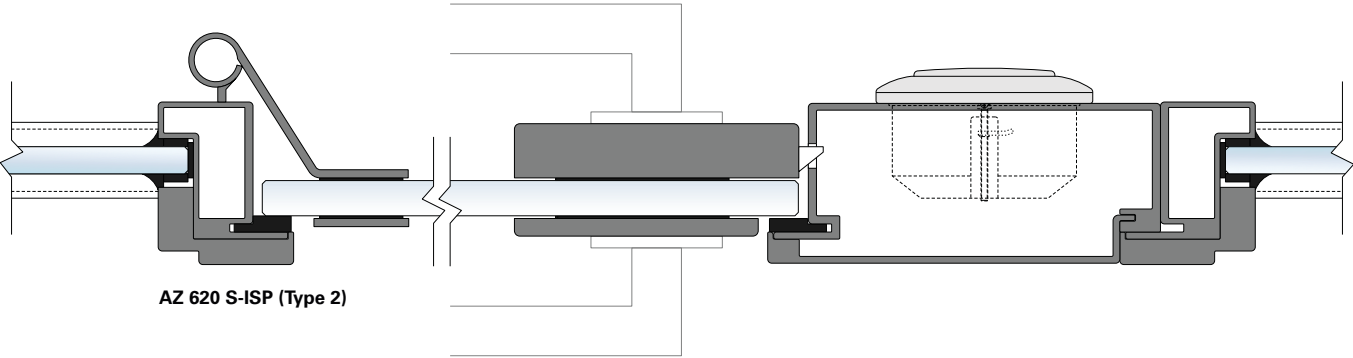
access control

further variations according to the demands and requests of the customer

Further information to
sound insulation doors
can be found here:







Type GTB 56

Sound Insulation Door

Lindner Sound Insulation Doors provide silence and thus enable concentrated work and required discretion in closed rooms. Our Sound Insulation Door GTB 56 consists of a mitered door leaf of circumferential aluminium tubular frame. The system has safety glass bonded on both sides and is available as double glazing with single or double leaf. The rebate geometry is blunt with rebate.

- single and double leaf door elements
- object-related planning



VR Bank Nuremberg, New Building, Germany



SkyPort Airport Stuttgart, Germany

Technical Data

Door Leaf Width (single leaf)	500 to 1,125 mm
Door Leaf Height	2,000 - 2,500 mm
Door Leaf Thickness	56 mm
Door Leaf Weight	approx. 43 - 47 kg/m ²
Profile Width of the Door Leaf, circumferential	79 mm
Installation Options	solid wall
	plasterboard partitions
	Lindner Partition Systems
Standard Equipment	barrel door hinge 160 mm with VX inclusion
	mortise lock for tubular frame doors, class 3
	prepared for profile and round cylinders
	handles on both sides in a cranked design
	automatically lowerable bottom seal
	bonding of the surface in light grey

Acoustics

(from page 203)

Sound Insulation	37 dB R _w (= laboratory value) according to ISO 717-1
------------------	--

Sustainability

(from page 206)

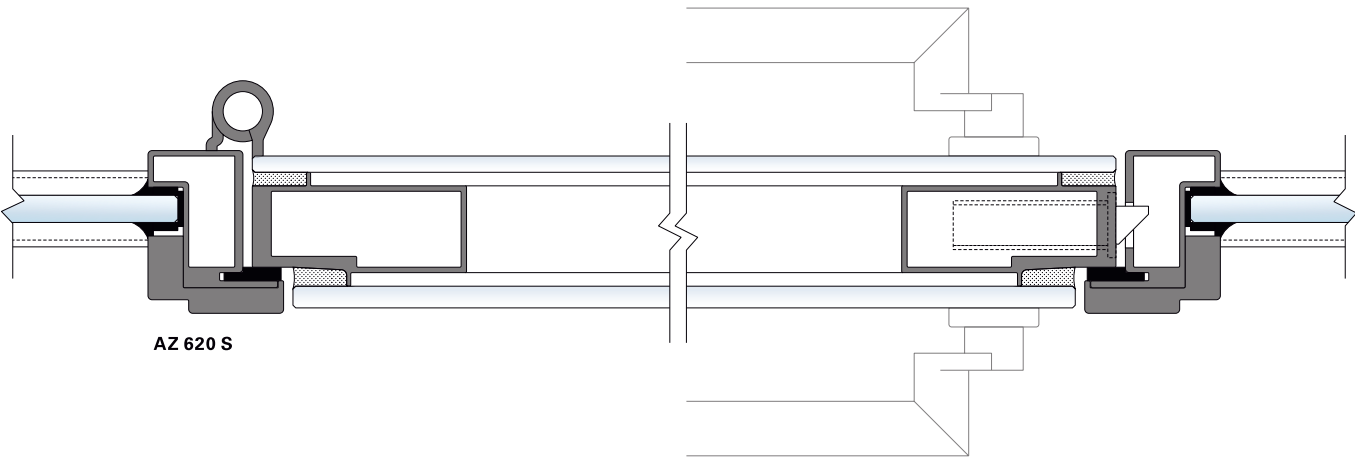
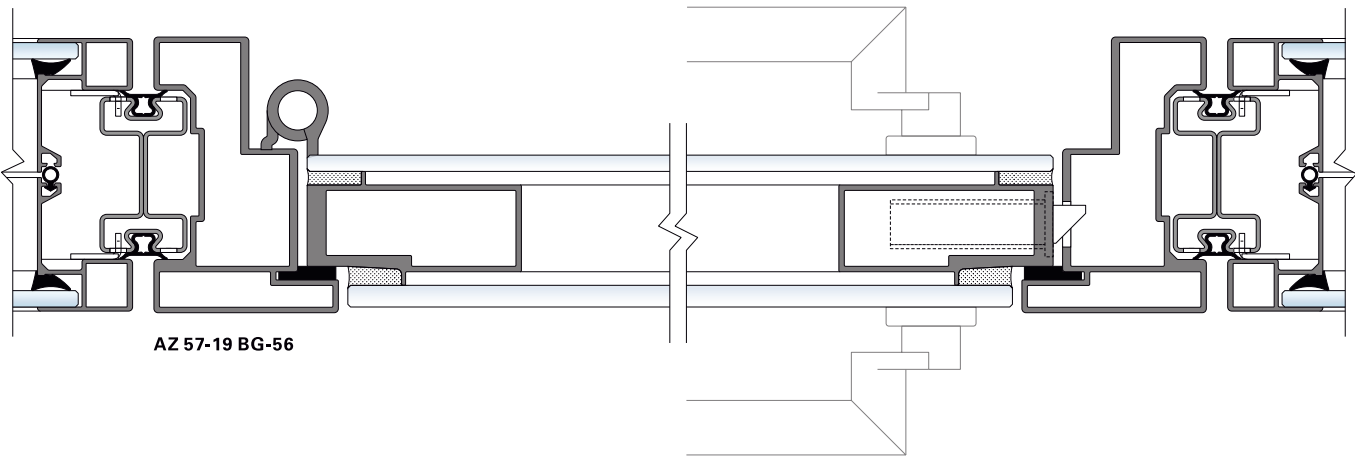
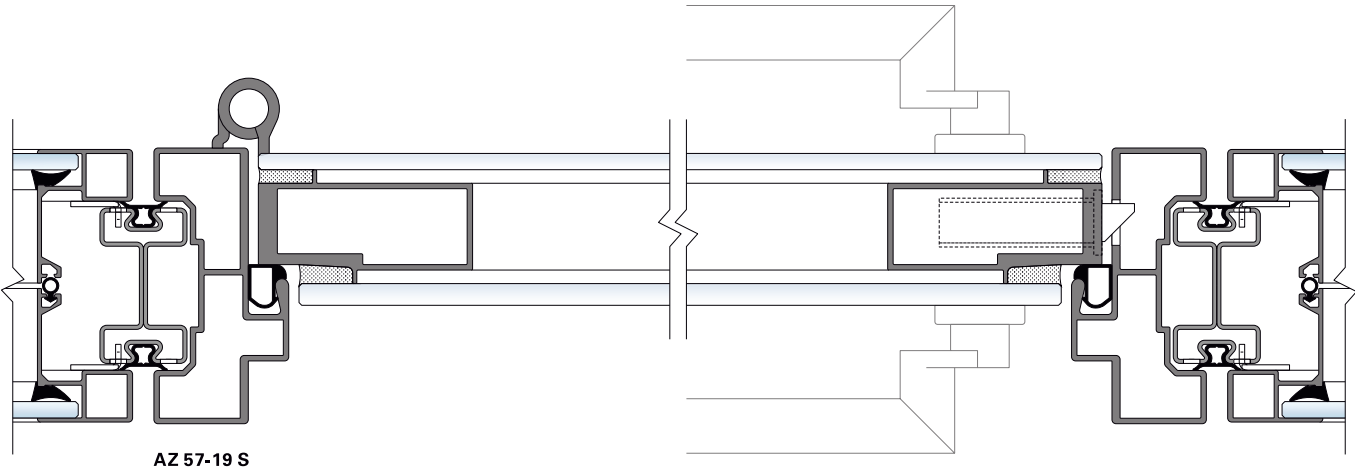
self-declaration according to ISO 14021

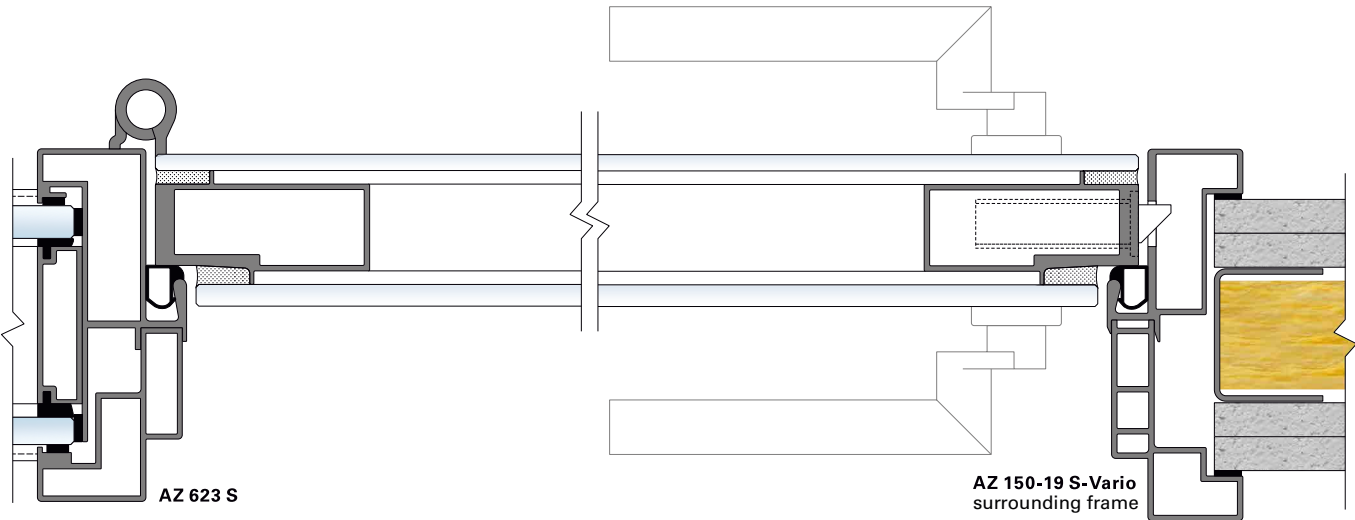
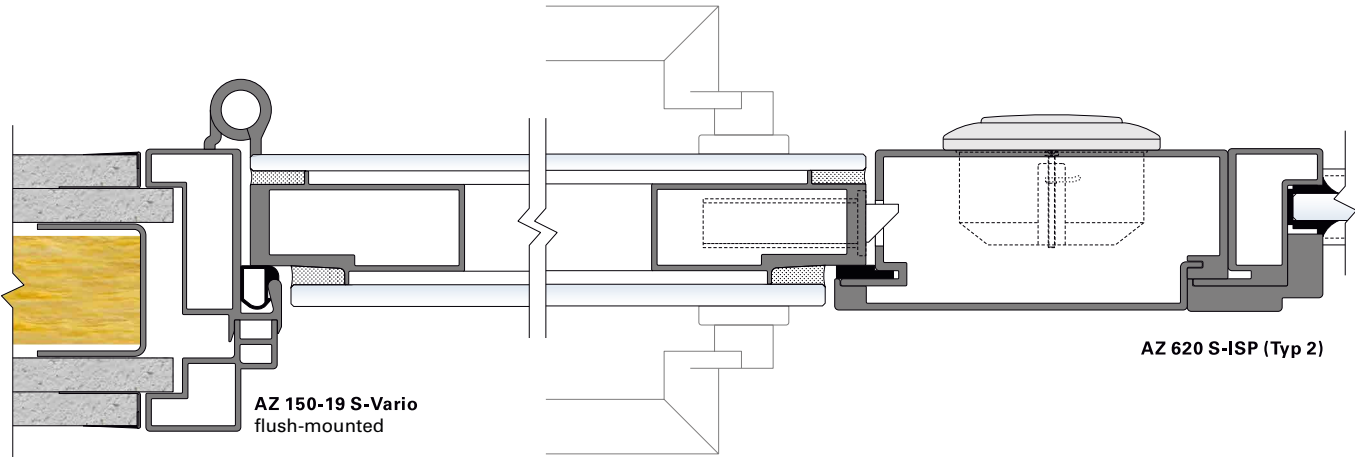
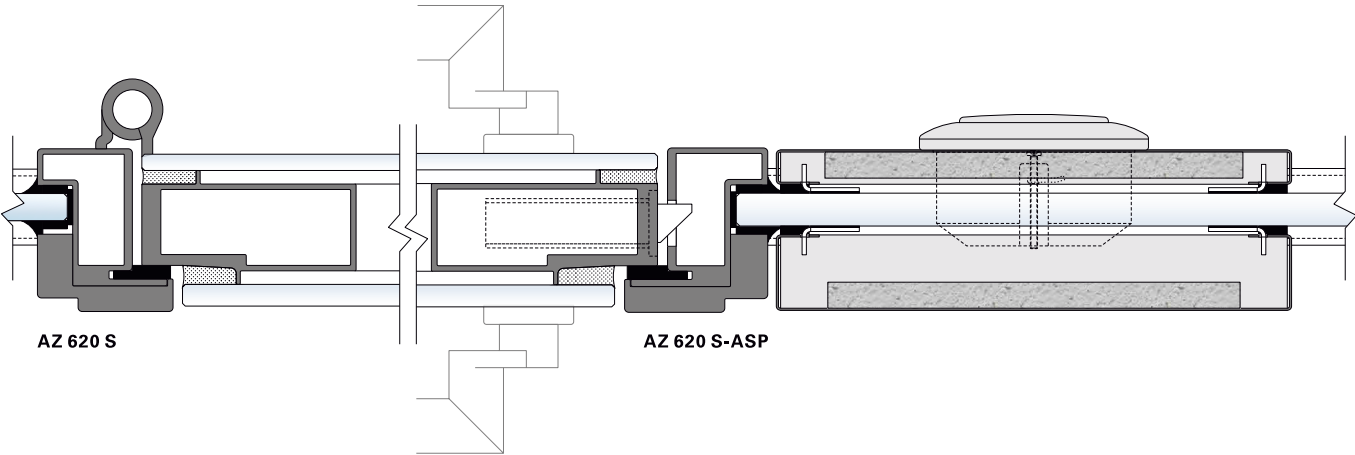
Additional Equipment

superimposed or integrated door closers
bonding of the surface in black or white
electric blind integrated in double glazing
access control
monitoring contacts
further variations according to the demands and requests of the customer

Further information to
sound insulation doors
can be found here:







Type GTB 100

Sound Insulation Door

Our doors ensure an excellent sound protection and thus provide perfect conditions in your rooms – annoying noise neither penetrates outwards nor inwards. The Sound Insulation Door GTB 100 consists of a mitered door leaf of circumferential aluminium tubular frame. The system has safety glass bonded on both sides and is available as double glazing with single or double leaf. The rebate geometry is blunt with two rebates.

- single and double leaf door elements
- sound insulation to 45 dB R_w
- object-related planning



Further information to
sound insulation doors
can be found here:



Arxada, Basel, Switzerland



New Headquarters of the „Cité de la Sécurité Sociale“, Luxembourg,
Luxembourg



Hotel Five, Zurich, Switzerland

Technical Data

Door Leaf Width (single leaf)	500 - 1,200 mm
Door Leaf Height	2,000 - 2,500 mm
Door Leaf Thickness	100 mm
Door Leaf Weight	approx. 47 - 57 kg/m ²
Profile Width of the Door Leaf, circumferential	91 mm
Installation Options	solid wall
	plasterboard partitions
	Lindner Partition Systems
Standard Equipment	barrel door hinge 160 mm with VX inclusion
	mortise lock for tubular frame doors, class 3
	prepared for profile and round cylinders
	handles on both sides in a cranked design
	automatically lowerable bottom seal
	edging of the surface in grey

Acoustics

(from page 203)

Sound Insulation	28 - 45 dB R _w (= laboratory value) according to ISO 717-1
------------------	---

Sustainability

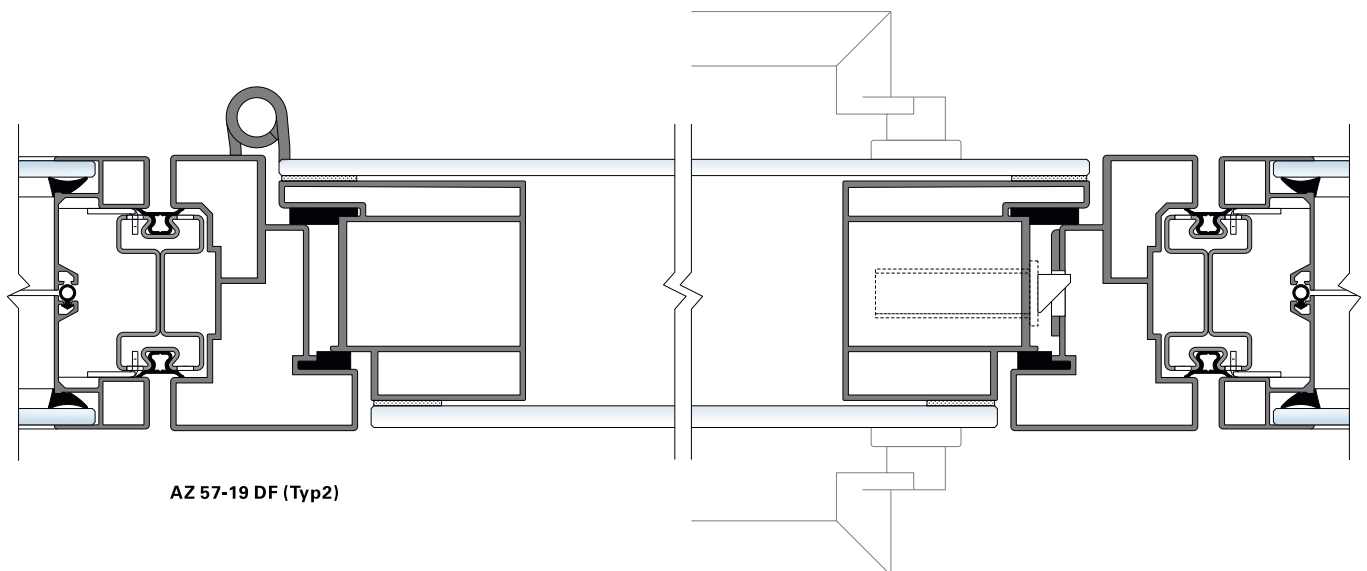
(from page 206)

Cradle to Cradle Certified®

self-declaration according to ISO 14021

Additional Equipment

superimposed or integrated door closers	access control
edging of the surface in black or white	monitoring contacts
manual or electric blind integrated in double glazing	further variations according to the demands and requests of the customer



Sliding Doors

Design that creates space




Lindner sliding doors combine design and functionality at the highest level for every area of application. With their slim, modern design, they are not only a visual highlight, but also a space-saving alternative to traditional doors. Available in a variety of materials such as wood, glass and metal, they blend harmoniously into any interior design style. In addition, the optional sound insulation ensures excellent room acoustics.

- Space-saving design thanks to the sliding mechanism
- Versatile design options
- Optional sound insulation up to 37 dB R_w





Sliding Doors

		Technical Data	
		Door Leaf Thickness	Door Leaf Weight
	AST 42 Sliding Door Element The sliding door element consists of a door leaf made of aluminium tubular frame, which is circumferential mitered. It has a glass filling made of safety glass and is available as single glazing in a single-leaf version. The system can optionally be designed with or without sound insulation.	42 mm	approx. 24 - 35 kg/m ²
	GST 10/13 Sliding Door Element The sliding door element consists of a fully-glazed door leaf, optionally made of toughened safety glass ESG 10 mm or laminated safety glass VSG made of TVG 12 mm, in clear glass as standard. The system is available as a single-leaf version and can optionally be designed with or without sound insulation.	10/13 mm	GST 10: approx. 27 kg/m ² GST 13: approx. 30 kg/m ²
	HST 41 Sliding Door Element The sliding door element consists of a wooden door leaf with a sandwich middle layer and a reinforcement made of wood-based material. The system is available as a single-leaf version and optionally be designed with or without sound insulation.	41 mm	approx. 26 kg/m ²

Acoustics	Sustainability		Surfaces	
Sound Insulation (according to ISO 717-1)	Cradle to Cradle Certified®	Self-Declaration (according to ISO 14021)	Glass	Door Leaf
32 - 37 dB R _w	–	✓	foils, screen printing, enamel	powder coated, anodised
32 - 37 dB R _w	–	✓	foils, screen printing, enamel	–
37 dB R _w	–	✓	–	HPL coated, veneered

Type AST 42

Sliding Door Element

The AST 42 sliding door element consists of an elegant door leaf made of an aluminium tubular frame, which is circumferential mitered. It has a glass panel made of toughened safety glass and is available as single glazing in a single-leaf version. The element can be optionally fitted with sound insulation. Modern design, high quality and functionality for a stylish room.

- door leaf thickness 42 mm
- sound insulation to 37 dB R_w

Technical Data

Element Width (single door leaf)	1,200 to 1,560 mm
Door Leaf Height	2,000 - 2,500 mm
Door Leaf Thickness	42 mm
Door Leaf Weight	approx. 24 - 35 kg/m ²
Load Capacity Drive Set	max. 150 kg
Installation Options	Lindner Partition Systems
Standard Equipment	drive set in E6/C0 anodized, including cover caps and stoppers
	circumferential sealing system in E6/C0 anodized and grey sealing profiles
	threshold made of stainless steel
	handle bars made of stainless steel

Acoustics

(from page 203)

Sound Insulation	32 - 37 dB R_w (= laboratory value) according to ISO 717-1
------------------	--

Sustainability

(from page 206)

self-declaration according to ISO 14021

Additional Equipment

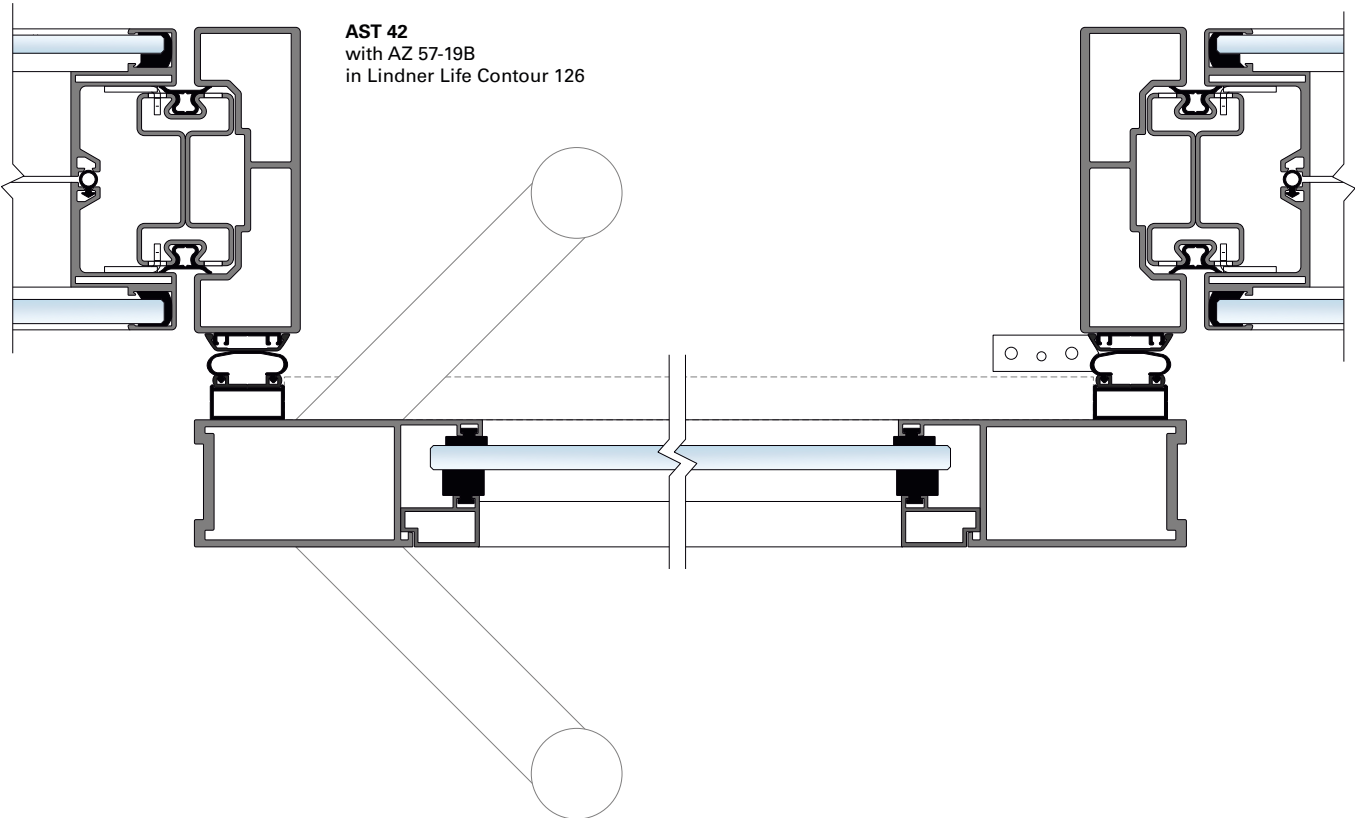
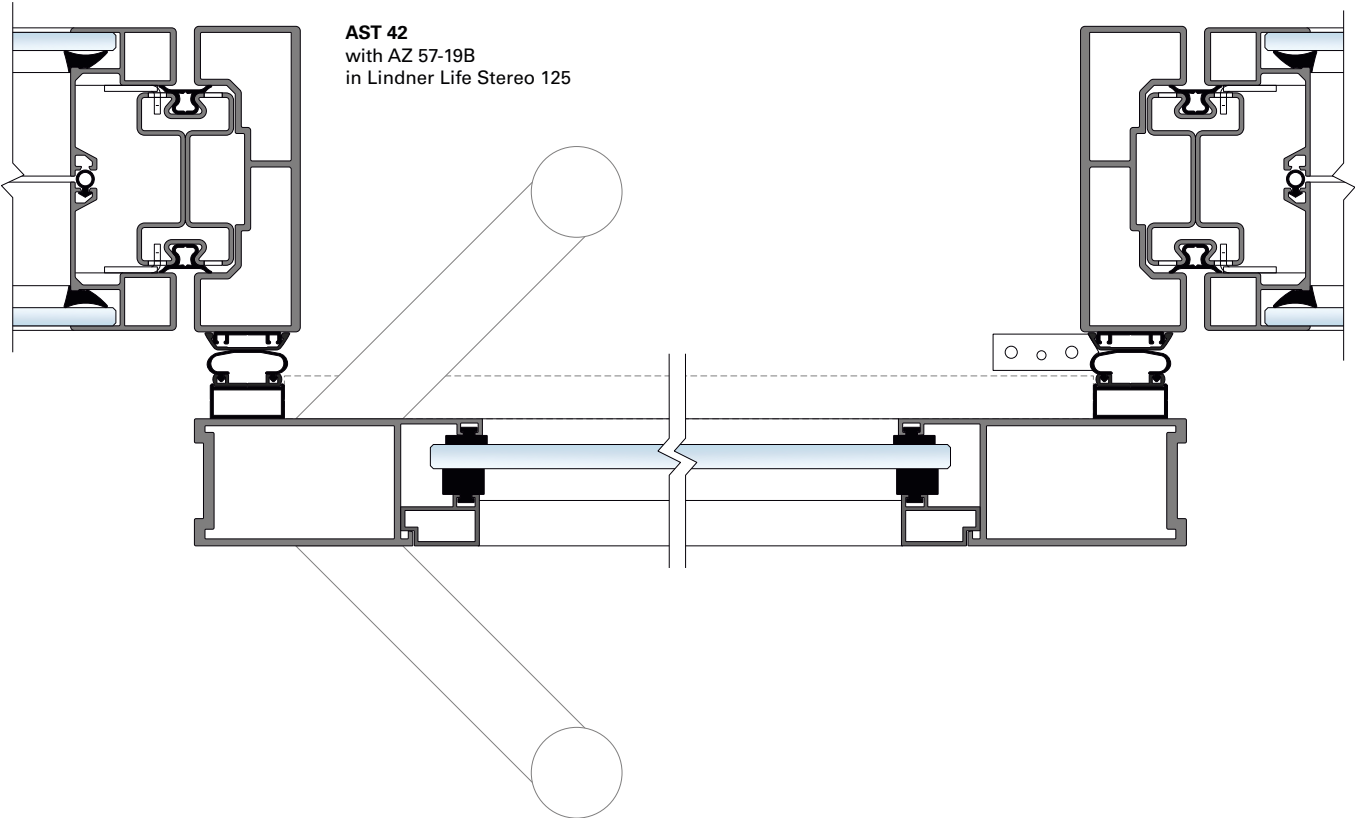
running rail with retraction dampening

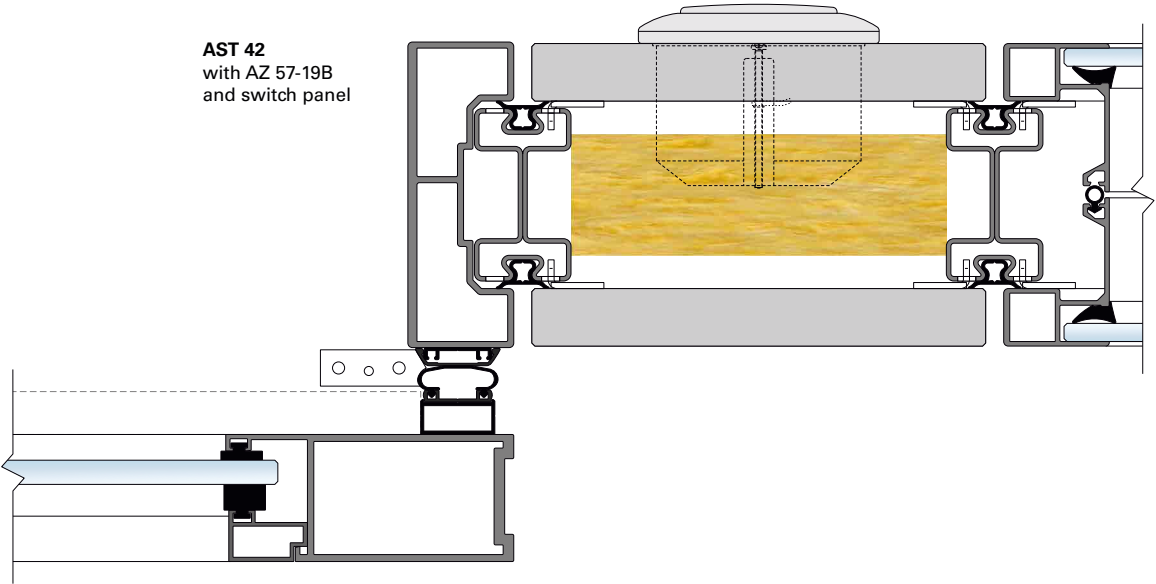
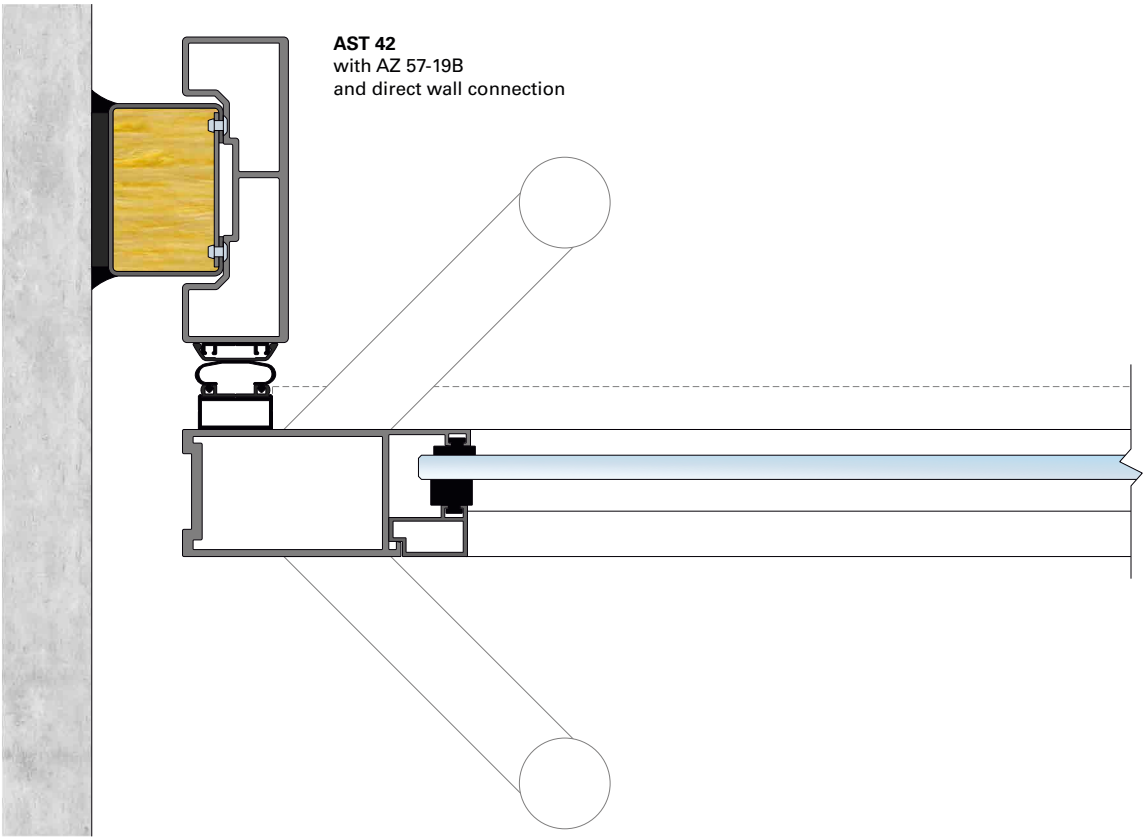
locking

further variations according to the demands and requests of the customer

Further information
to sliding doors can
be found here:







Type HST 41

Sliding Door Element

The HST 41 sliding door element combines style and quality in one design. The door leaf with an approx. 41mm thick sandwich middle layer and a reinforcement made of wood-based material is available in a single-leaf version and optionally with sound insulation.

- door leaf thickness 41mm
- sound insulation to 37 dB R_w

Technical Data

Element Width (single door leaf)	1,200 to 1,560 mm
Door Leaf Height	2,000 - 2,500 mm
Door Leaf Thickness	41 mm
Door Leaf Weight	approx. 26 kg/m ²
Load Capacity Drive Set	max. 150 kg
Installation Options	Lindner Partition Systems
Standard Equipment	drive set in E6/C0 anodized, including cover caps and stoppers
	circumferential sealing system in E6/C0 anodized and grey sealing profiles
	threshold made of stainless steel
	handle bars made of stainless steel

Acoustics

(from page 203)

Sound Insulation	32 - 37 dB R_w (= laboratory value) according to ISO 717-1
------------------	--

Sustainability

(from page 206)

self-declaration according to ISO 14021

Additional Equipment

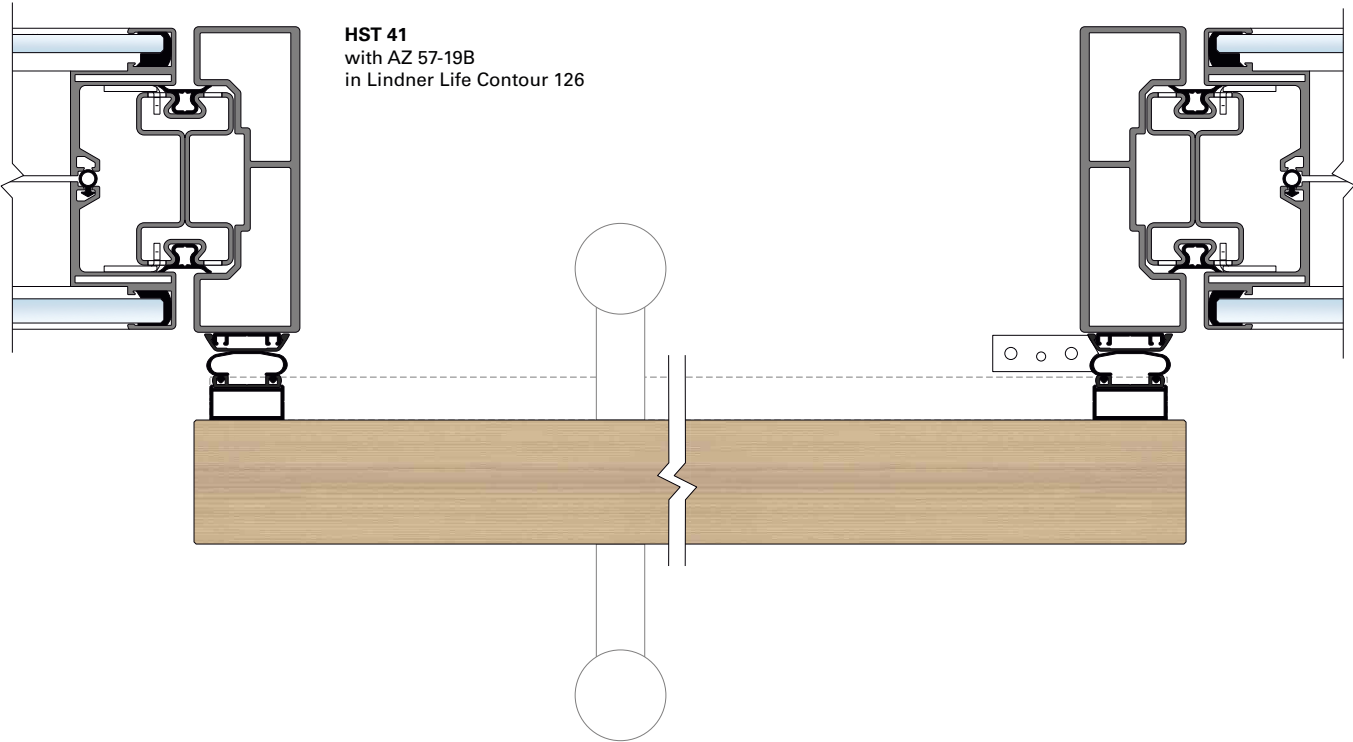
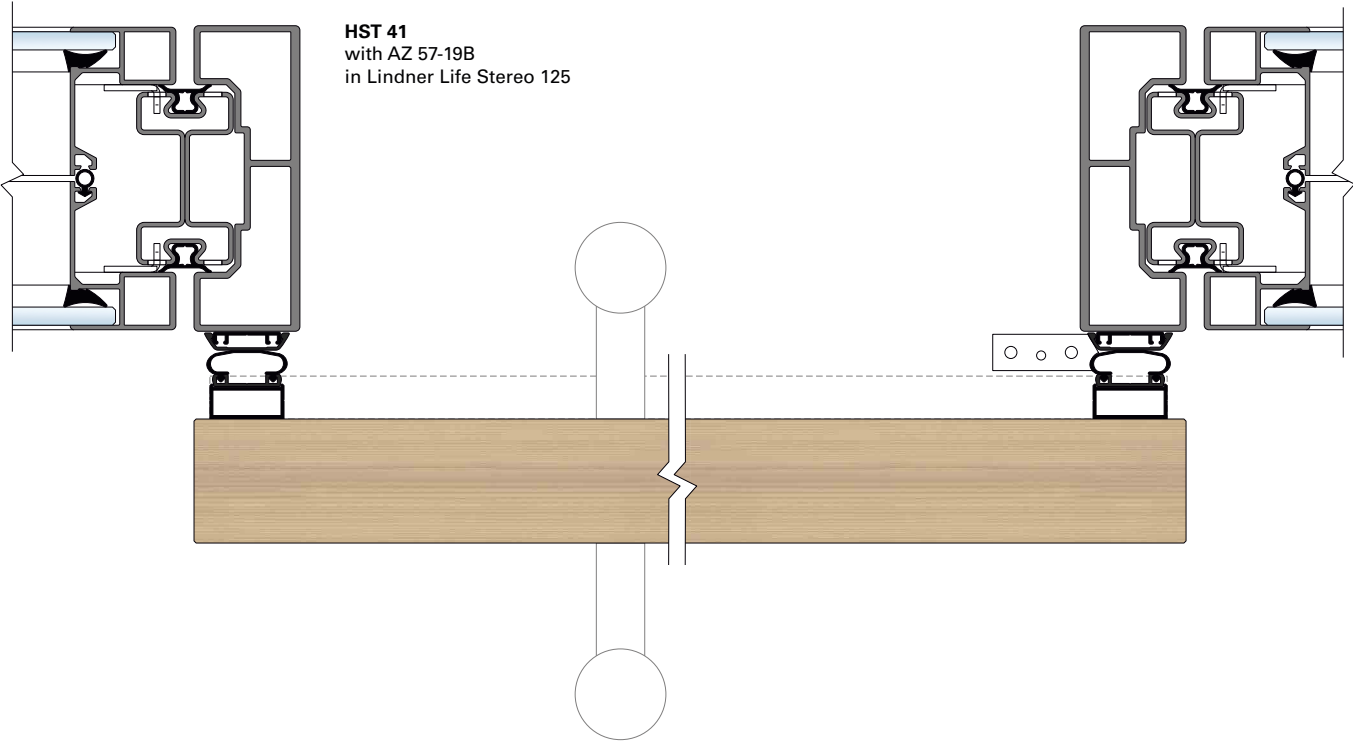
running rail with retraction dampening

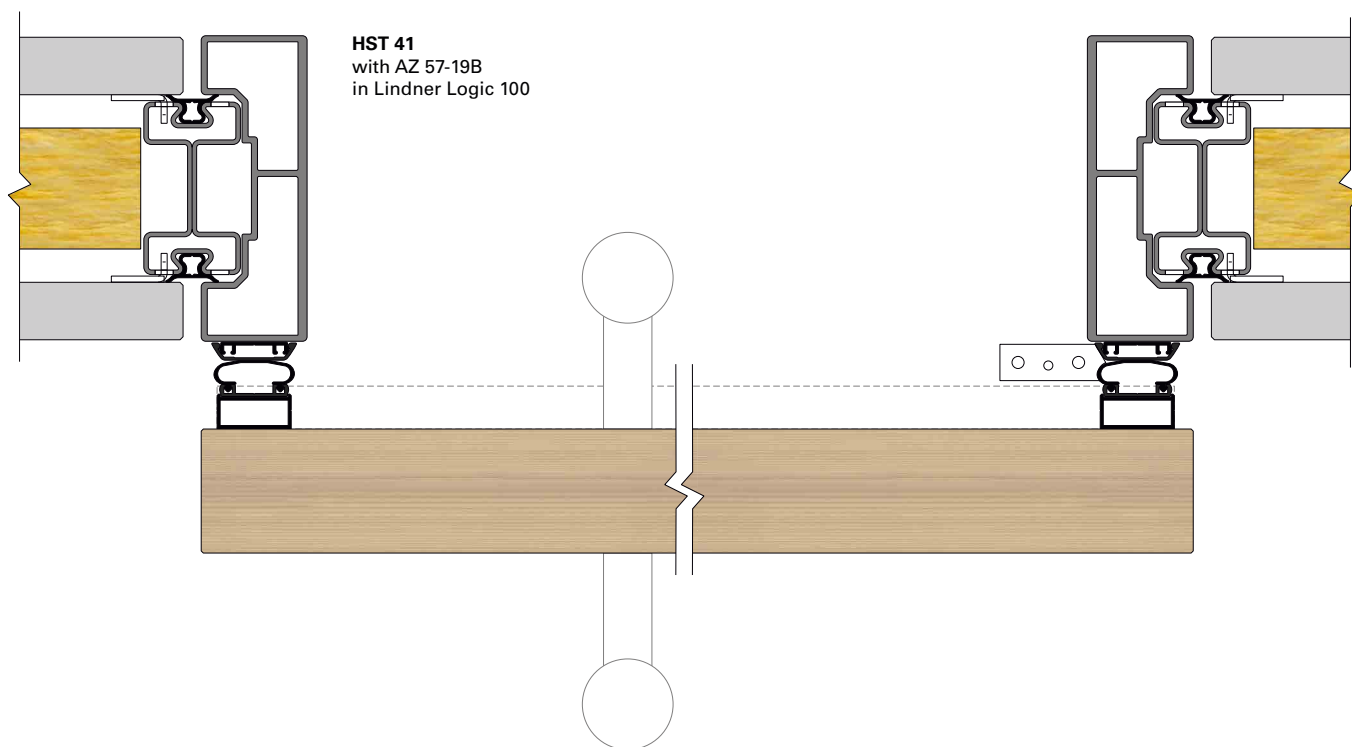
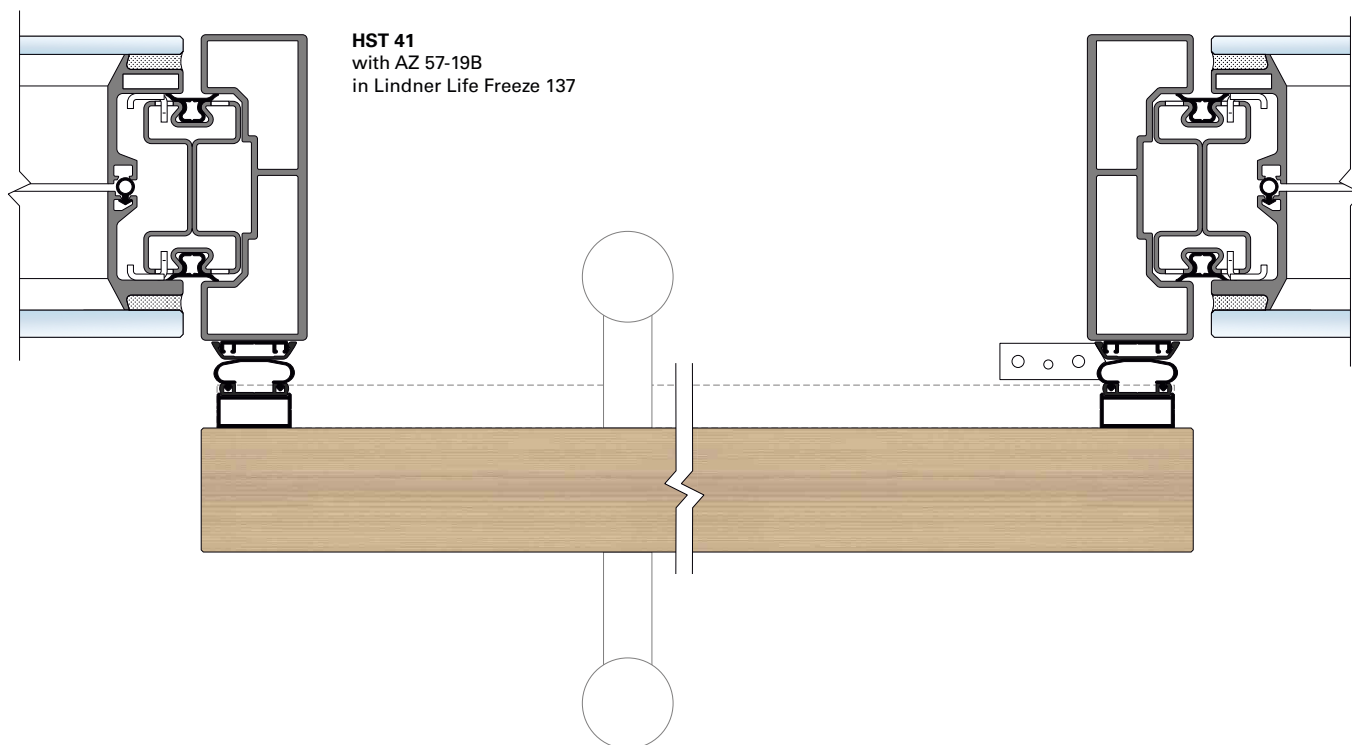
locking

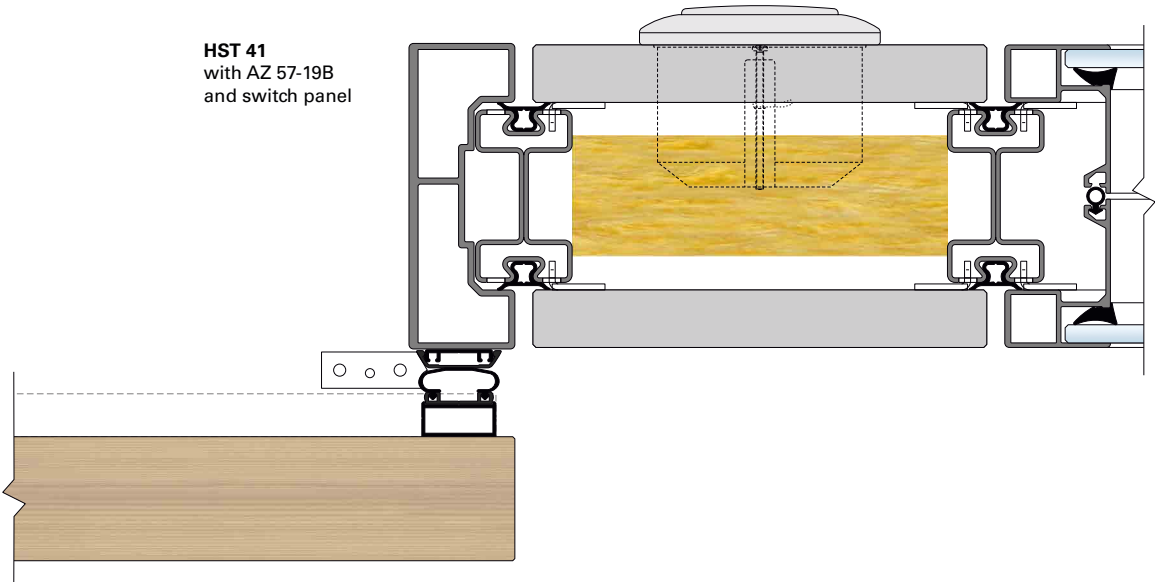
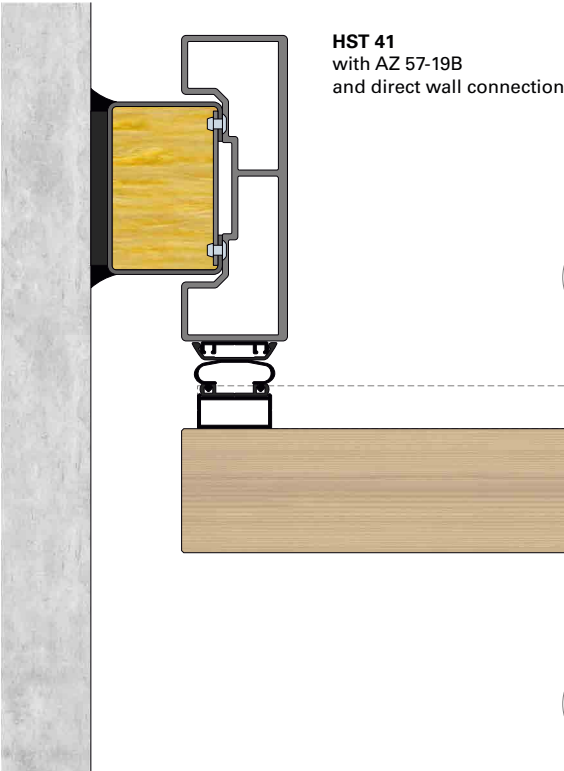
further variations according to the demands and requests of the customer

Further information
to sliding doors can
be found here:









Type GST 10/13


Sliding Door Element

The sliding door element offers maximum elegance and modernity for every room. The fully-glazed door leaf with toughened safety glass 10mm ESG or laminated safety glass made of TVG 12mm and clear glass offers every room an contemporary design. The polished edges according to DIN EN 1249-11: KPO give the door leaf an elegant touch. Available in a single-leaf version and optionally with sound insulation, the sliding door element is the perfect combination of style and functionality.

- door leaf thickness 10/13 mm
- sound insulation to 37 dB R_w



Quarter Heidestrasse, Berlin, Germany



Quarter Heidestrasse, Berlin, Germany



New Building, Arnstorf, Germany

Technical Data

Element Width (single door leaf)	1,200 to 1,560 mm
Door Leaf Height	2,000 - 2,500 mm
Door Leaf Thickness	10/13 mm
Door Leaf Weight GST 10	approx. 27 kg/m ²
Door Leaf Weight GST 13	approx. 30 kg/m ²
Load Capacity Drive Set	max. 150 kg
Installation Options	Lindner Partition Systems
Standard Equipment	drive set in E6/C0 anodized, including cover caps and stoppers
	circumferential sealing system in E6/C0 anodized and grey sealing profiles
	threshold made of stainless steel
	handle bars made of stainless steel

Acoustics

(from page 203)

Sound Insulation	37 dB R _w (= laboratory value) according to ISO 717-1
------------------	--

Sustainability

(from page 206)

self-declaration according to ISO 14021

Additional Equipment

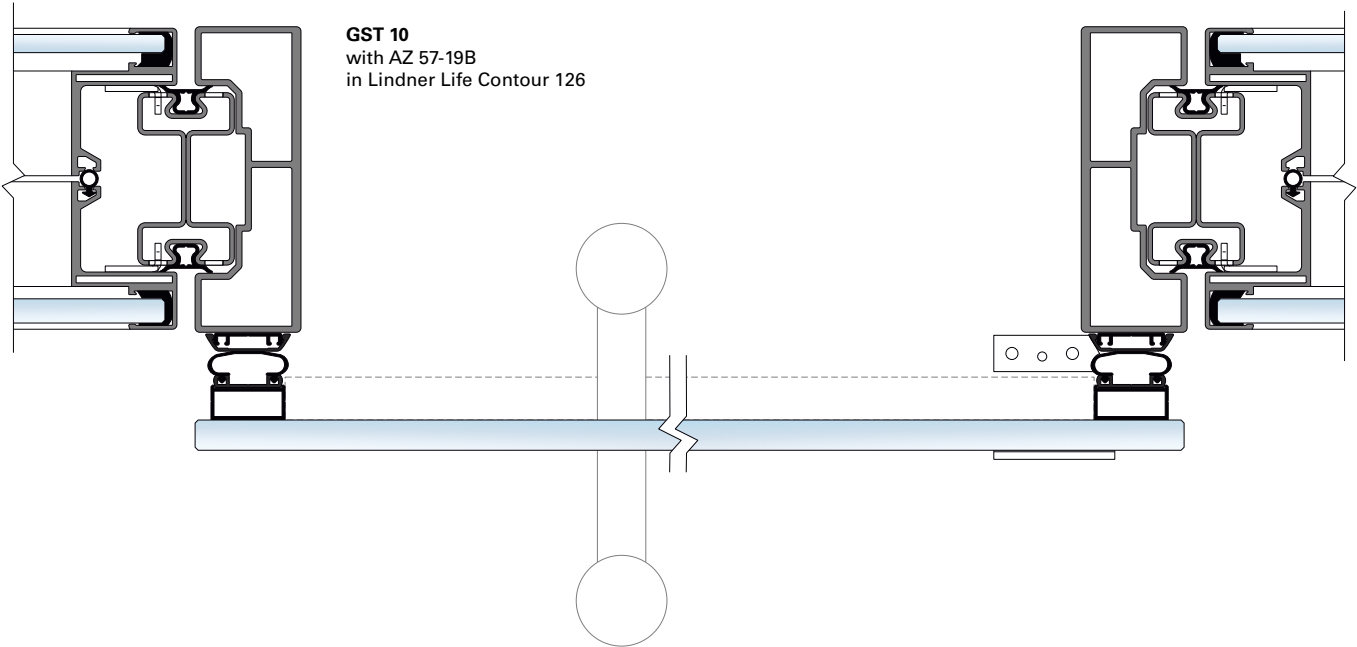
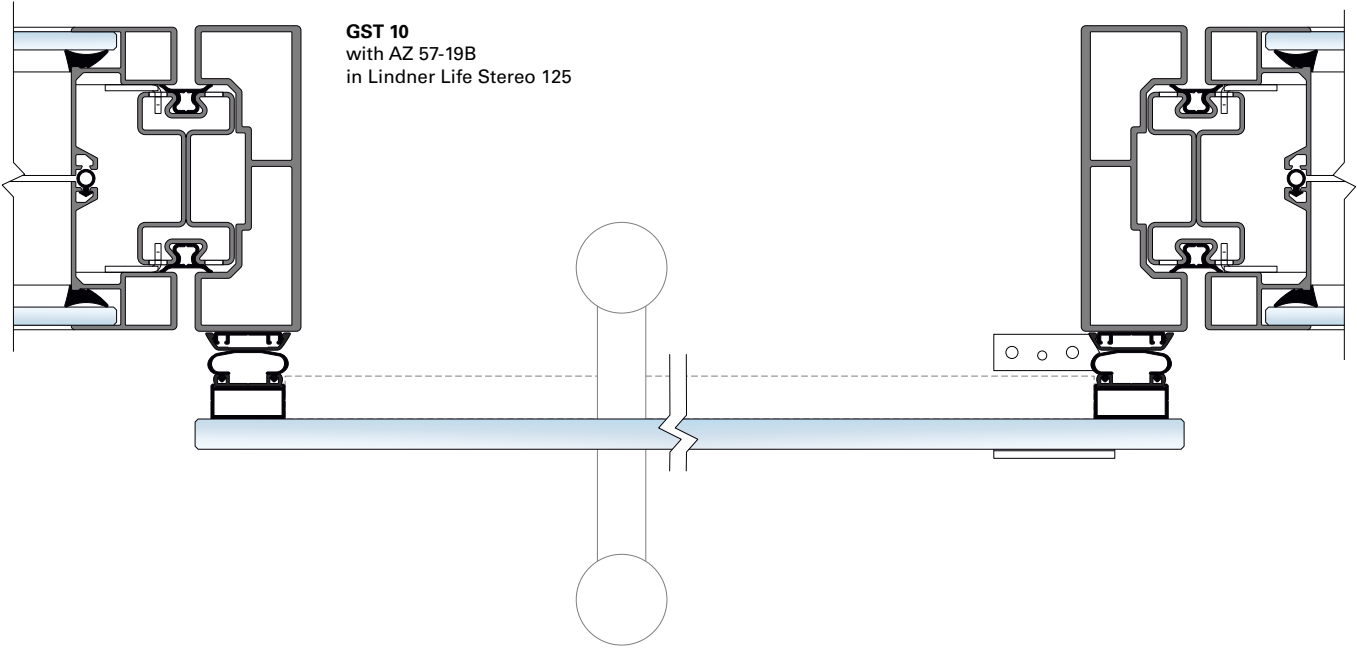
running rail with retraction dampening

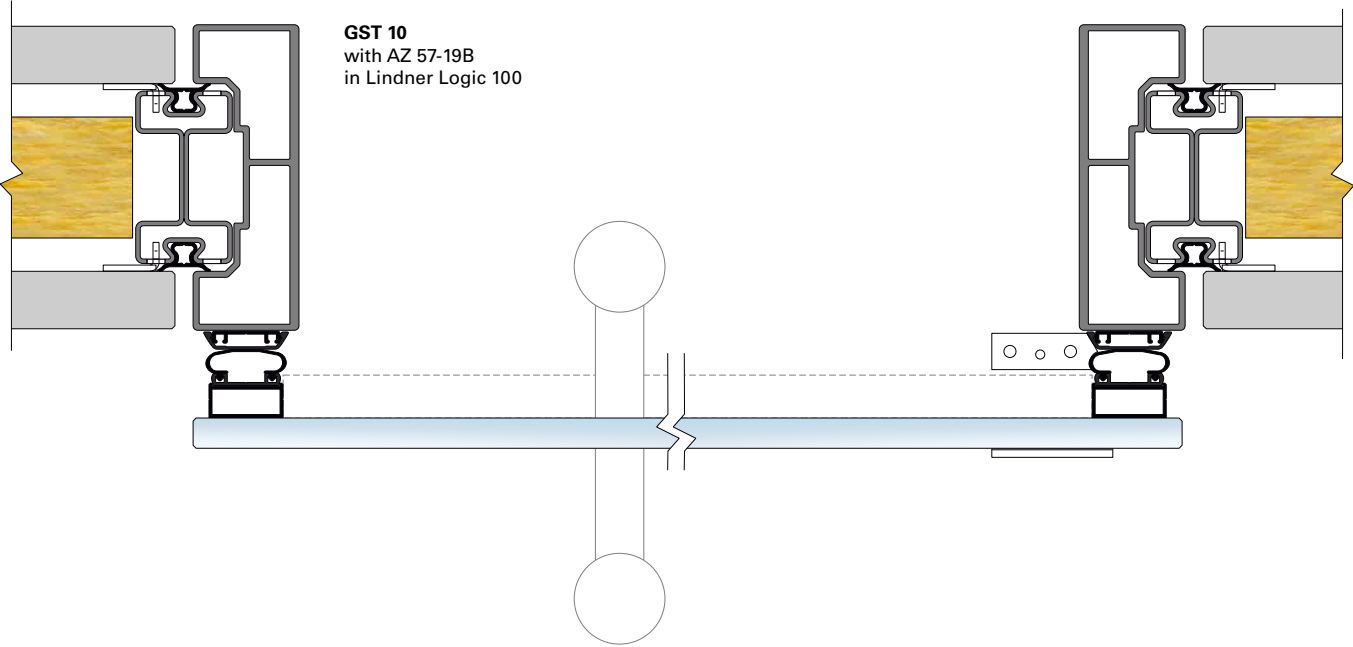
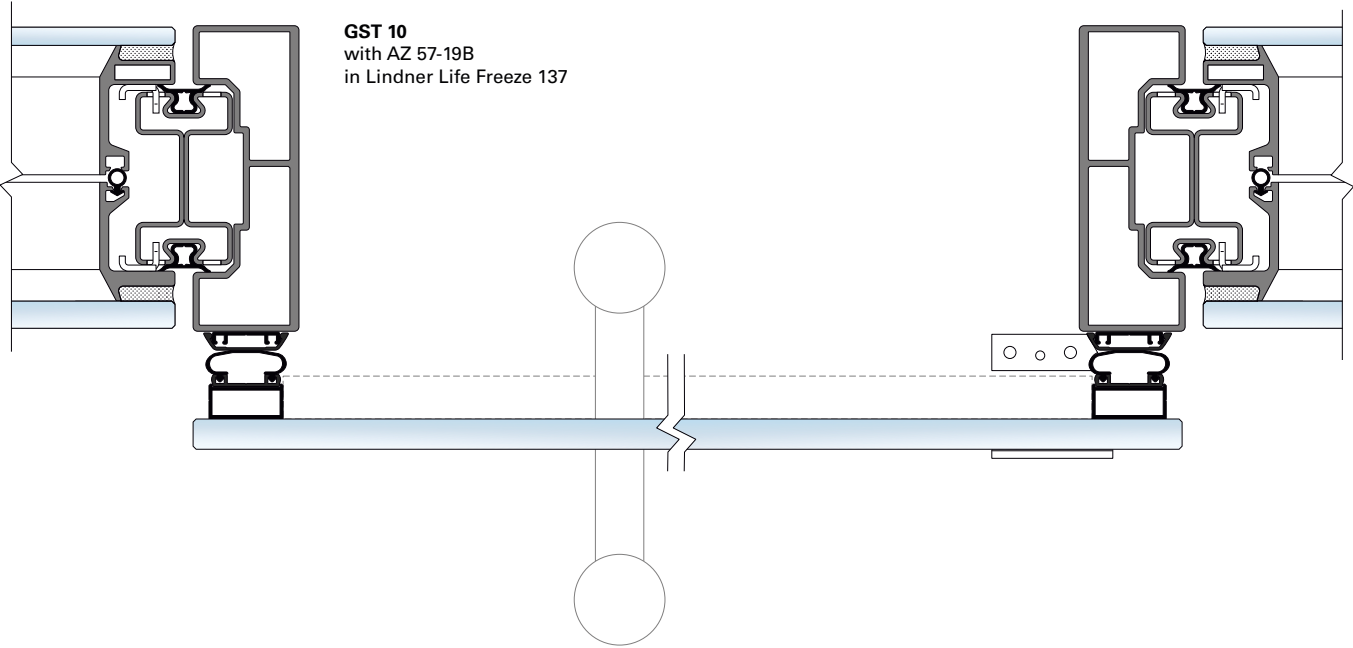
locking

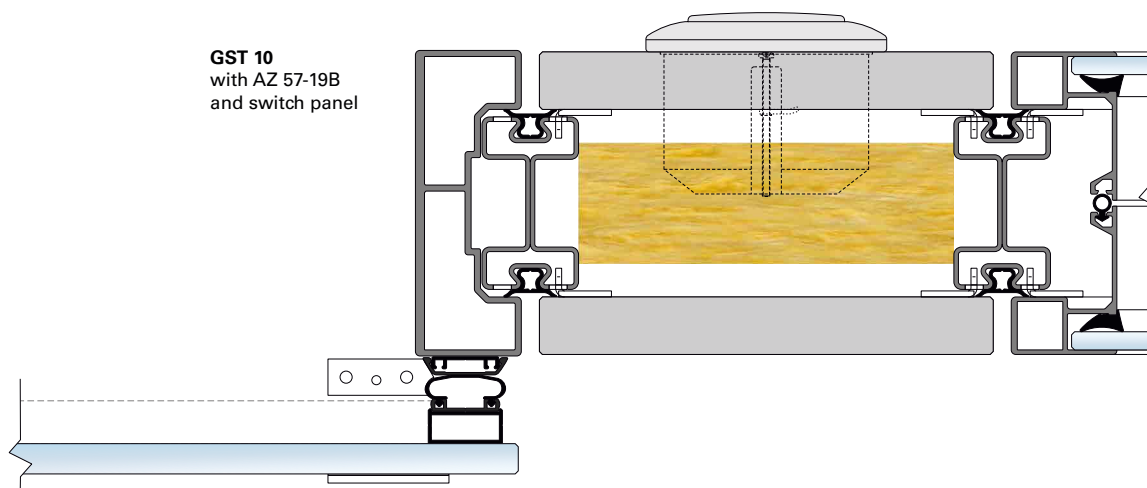
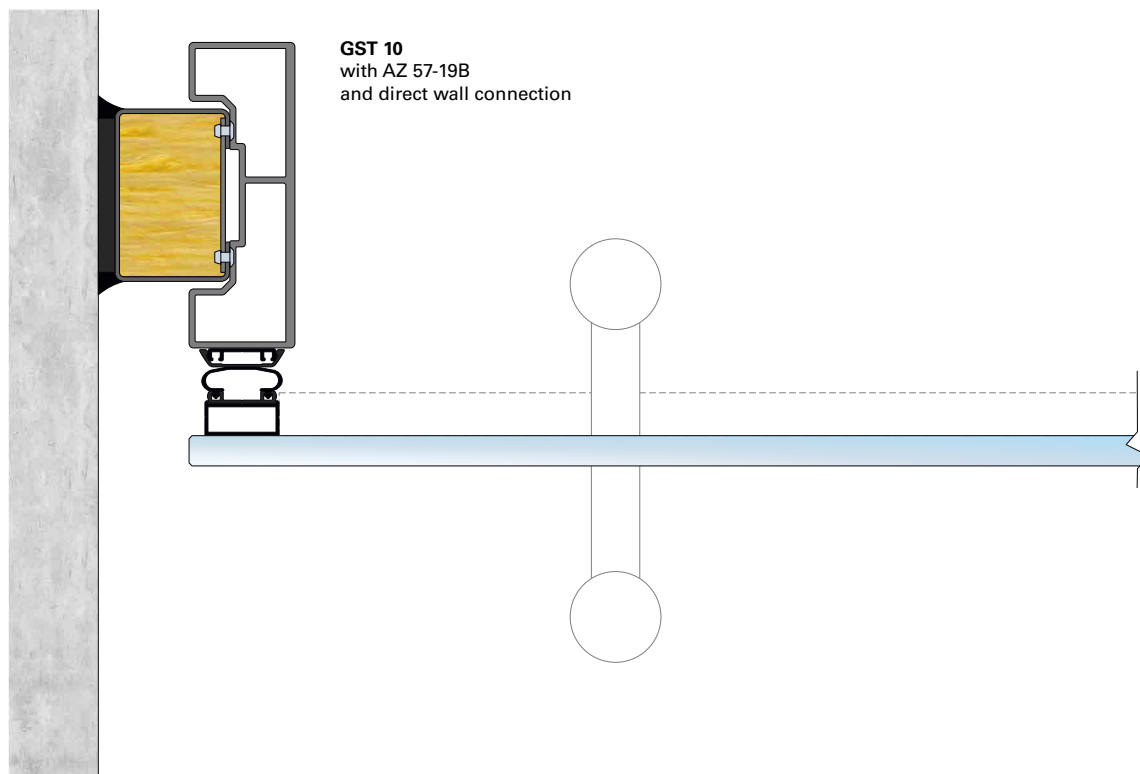
Further variations according to the demands and requests of the customer

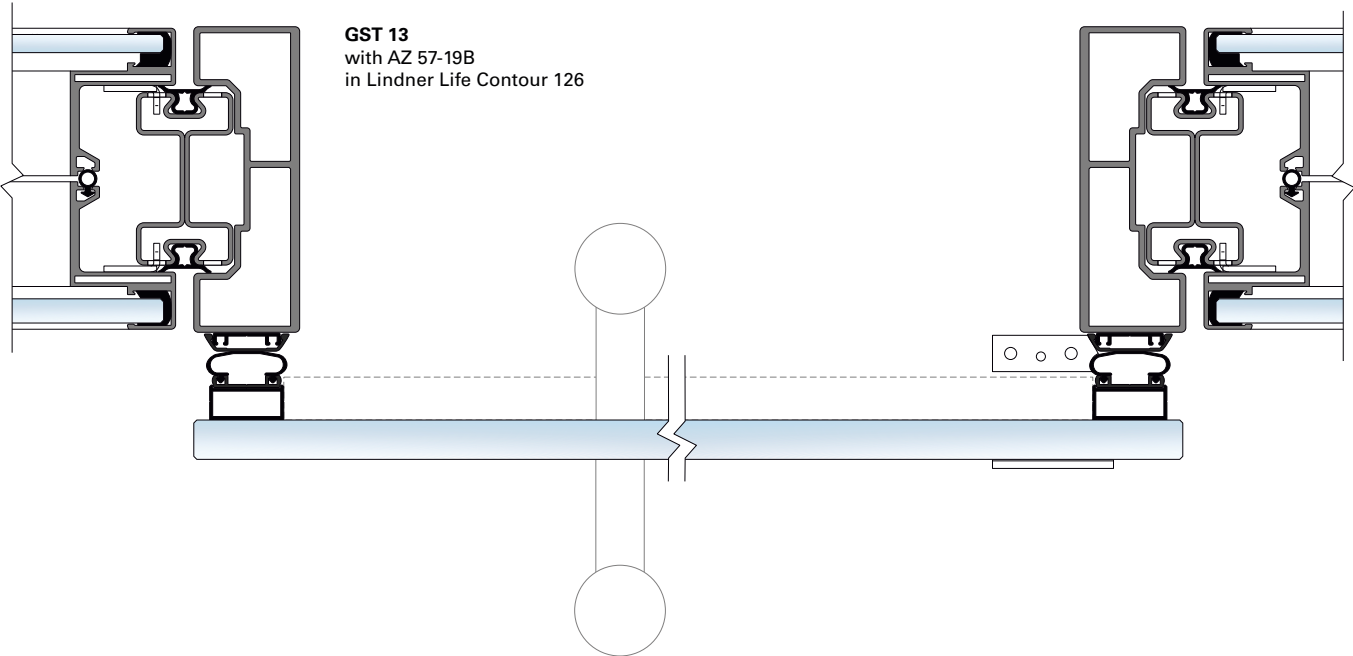
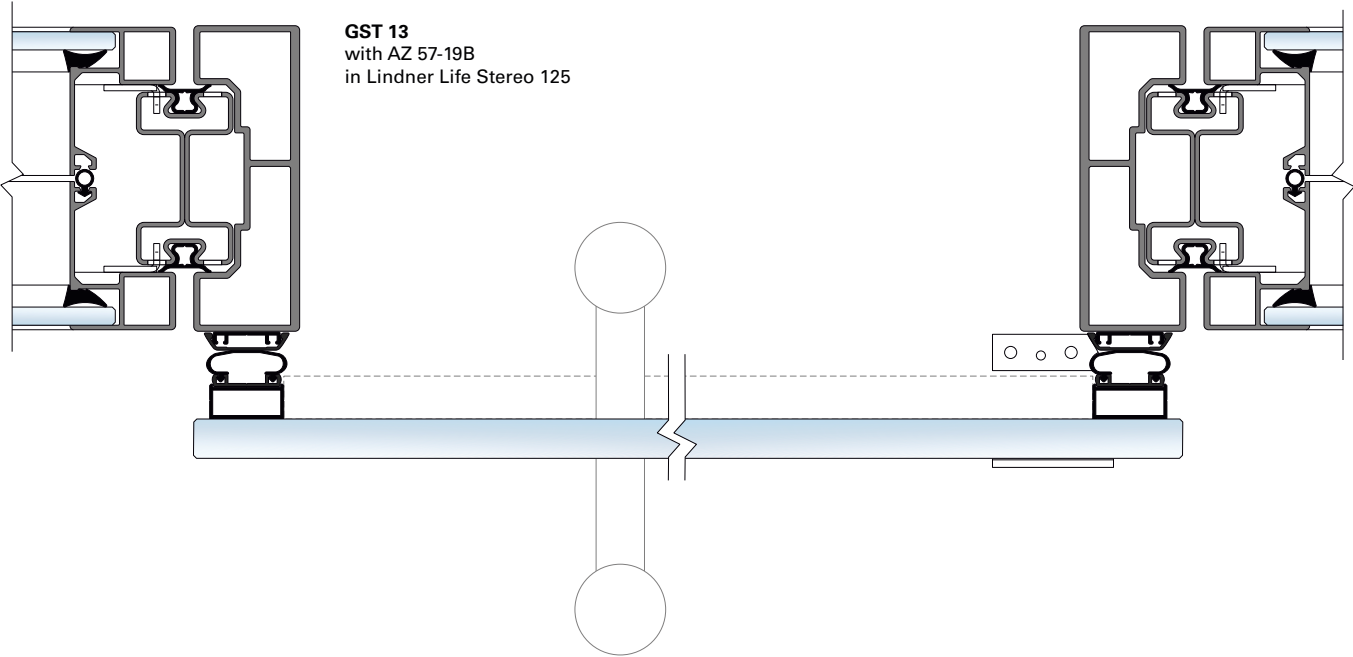
Further information
to sliding doors can
be found here:

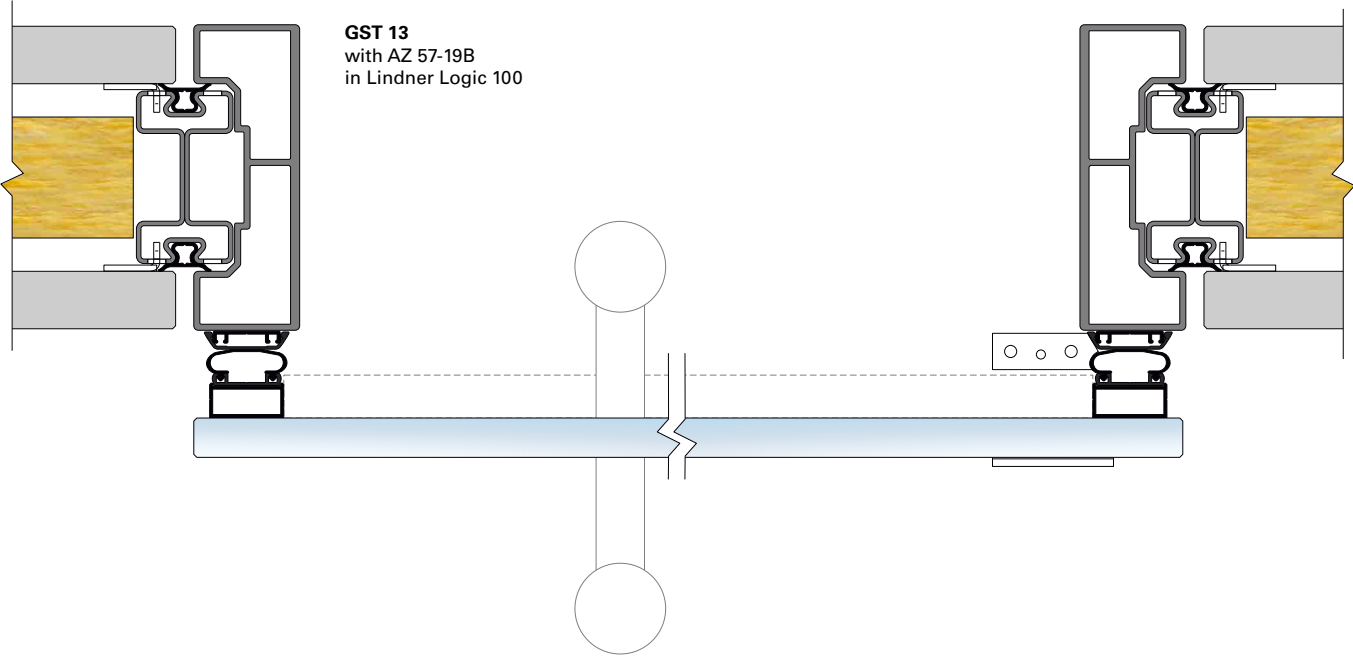
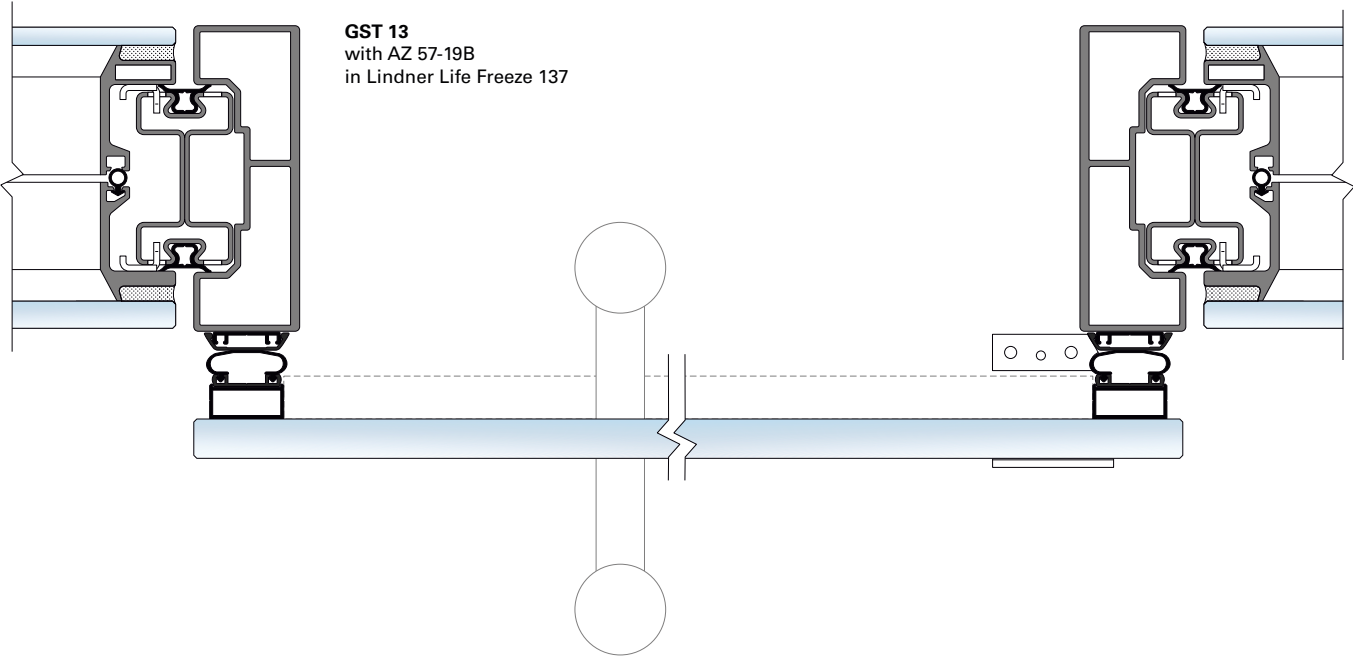


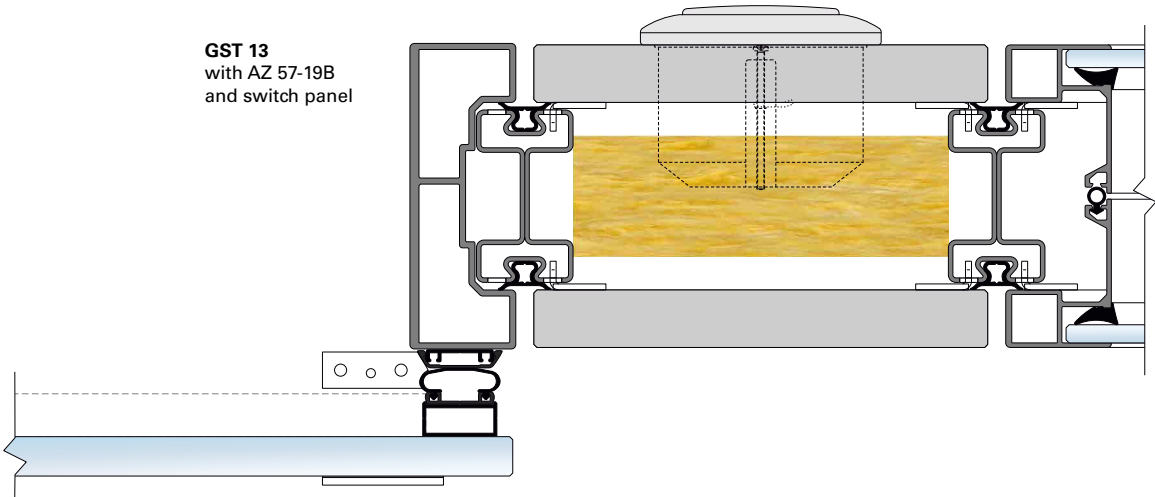
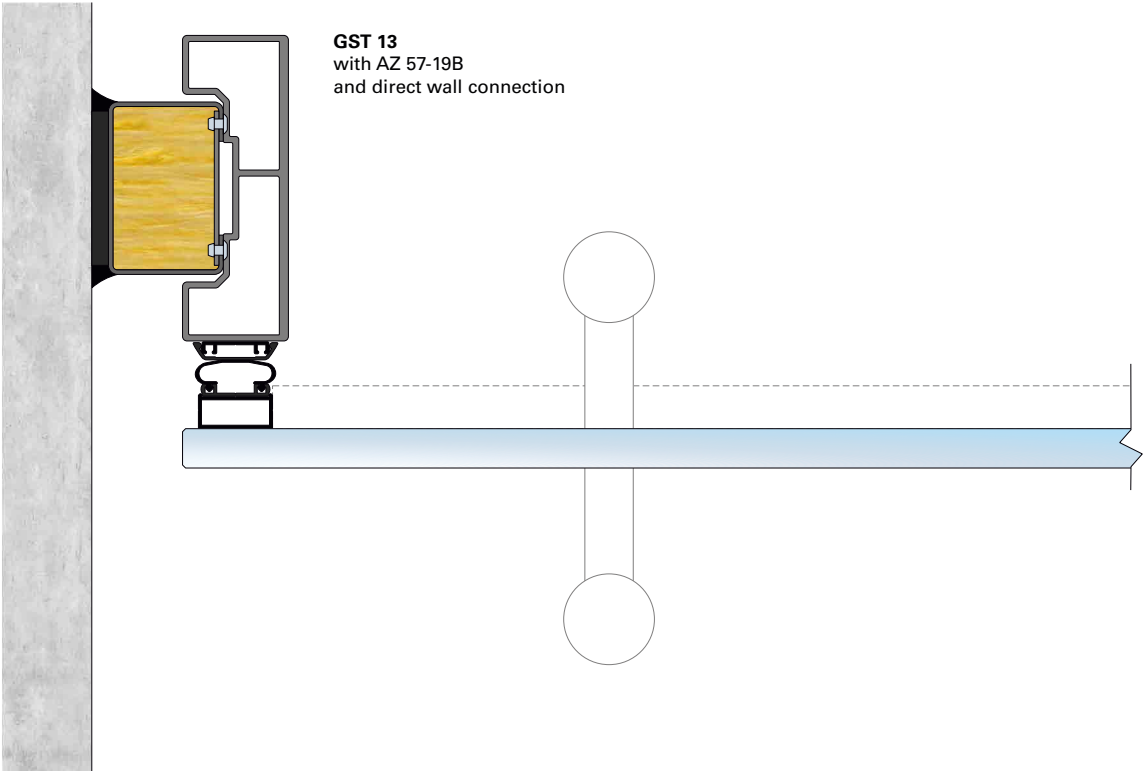












Fire and Smoke Protection Doors





Simply Safe

Fire and smoke protection doors can not only save lives, but also protect buildings from serious damage. As a manufacturer of fire and smoke protection doors, we provide a wide range of different premium quality solutions – customised to meet your needs.

- **Simply Safe:** achieving a maximum level of safety by using certified fire and smoke protection doors with many other key features
- **Wide Choice of Finishes:** the right finish for every fire and smoke protection door for every situation



Fire and Smoke Protection Doors

		Technical Data	
		Door Leaf Thickness	Door Leaf Profile Width
	ATB - ADS 80 FR 30 Fire Protection Door Fire protection door ATB - ADS 80 FR 30 consists of a fire protection door element with an aluminium frame. This system has a glass filling of safety glass and is available as single glazing as single or double leaf door.	80 mm	3-sided 98 mm, plinth height 142 mm (depending on installation situation)
	ATB - ADS 80 FR 60 Fire Protection Door Fire protection door ATB - ADS 80 FR 60 consists of a fire protection door element with an aluminium frame. This system has a glass filling of safety glass and is available as single glazing as single or double leaf door.	80 mm	3-sided 98 mm, plinth height 142 mm (depending on installation situation)
	GTB - ADS 80 FR 30 Fire Protection Door Fire protection door GTB - ADS 80 FR 30 consists of a fire protection door element with an aluminium frame. This system has on both sides glued on glass panes of safety glass and is available as triple glazing as a single or double leaf door.	100 mm	98 mm circumferential
	ATB RS Smoke Protection Door Smoke protection door ATB RS consists of a circumferential tubular aluminium door frame, which is mitred. This system has a glass filling of safety glass and is available as single glazing as a single or double leaf door.	42 mm	95 mm circumferential

Acoustics	Fire Protection	Smoke Protection	Surfaces	
Sound Insulation (according to ISO 717-1)	(according to DIN 4102/EN 13501-2)	(according to DIN 18095/DIN EN 13501)	Glass	Door Leaf
35 - 42 dB R _w	T 30, EI 30	RS, S ₂₀₀	foils, screen, printing, enamel	powder coated, anodised
35 - 42 dB R _w	T 60, EI 60	RS, S ₂₀₀	foils, screen, printing, enamel	powder coated, anodised
33 - 42 dB R _w	T 30, EI 30	RS, S ₂₀₀	foils, screen, printing, enamel	powder coated, anodised
32 - 37 dB R _w	–	RS, S ₂₀₀	foils, screen, printing, enamel	powder coated, anodised

Type ATB - ADS 80 FR 30

Fire Protection Door

Efficient fire-proof elements prevent the rapid spread of fire and consequently provide vital time for people to escape. Our T 30/EI 30 Fire Protection Door ATB - ADS 80 FR 30 consists of a fire protection door element with an aluminium frame. The glass filling is designed as single glazing and is available as one or two leaf variants.

- combination with fixed glazing and other protective functions
- excellent price-performance ratio

Technical Data

Element Width (single leaf door)	656 - 1,418 mm (external frame dimensions)
Element Width (double leaf door)	1,196 - 2,168 mm (external frame dimensions)
Element Height	1,746 - 2,500 mm (external frame dimensions)
Door Leaf Thickness	80 mm
Element Weight	approx. 45 - 77 kg/m ²
Front of the Door Frame, front	35/73 mm
Front of the Door Frame, back	98 mm
Profile Width of the Door Leaf, three sided	98 mm
Plinth Height	142 mm (depending on installation situation)
Installation Options	Lindner Partition Systems
Standard Equipment	aluminium barrel door-hinge
	mortise lock for tubular frame doors, class 3
	prepared for profile and round cylinders
	handles on both sides in a cranked design
	automatically lowerable bottom seal
	superimposed door closer

Further information
to fire protection doors
can be found here:



Acoustics

(from page 203)

Sound Insulation	35 - 42 dB R _w (= laboratory value) according to ISO 717-1
------------------	---

Fire Protection

(from page 202)

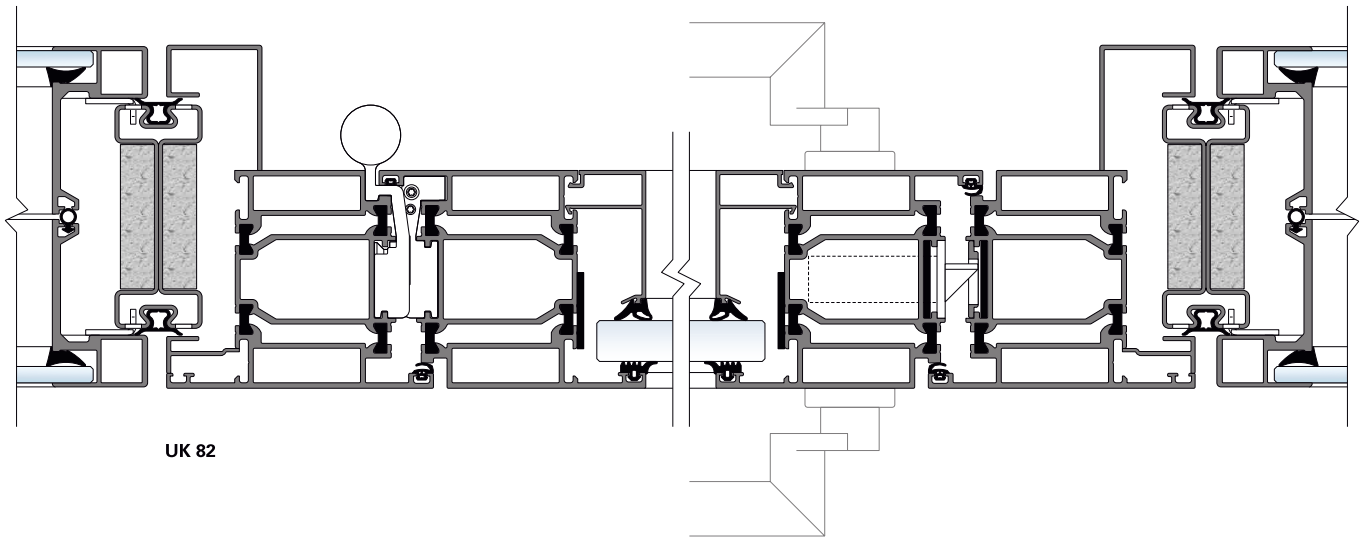
T 30 according to DIN 4102 (approved in Germany)
EI 30 according to DIN EN 13501 (approved in Austria/Switzerland)

Smoke Protection

RS according to DIN 18095
S ₂₀₀ according to DIN EN 13501

Additional Equipment

integrated door closer	access control
stainless steel barrel door-hinge	monitoring contacts
covered hinges	fitting combinations for emergency exit doors and panic bolts
further variations according to the demands and requests of the customer	



Type ATB - ADS 80 FR 60

Fire Protection Door

As a manufacturer of smoke protection doors, we provide a wide range of different premium quality solutions – customised to meet your needs. Our T 60/EI 60 fire protection door ATB-ADS 80 FR 60 is made of a single fire protection door element with an aluminium frame. The glass filling is designed as single glazing and is available as one or two leaf variants.

- combination with fixed glazing and other protective functions
- excellent price-performance ratio
- performance in high and wide dimensions – even tested

Technical data

Element Width (single leaf door)	656 - 1,418 mm (external frame dimensions)
Element Width (double leaf door)	1,196 - 2,168 mm (external frame dimensions)
Element Height	1,746 - 2,500 mm (external frame dimensions)
Door Leaf Thickness	80 mm
Element Weight	approx. 75 - 95 kg/m ²
Front of the Door Frame, front	35/73 mm
Front of the Door Frame, back	98 mm
Profile Width of the Door Leaf, three sided	98 mm
Plinth Height	142 mm (depending on installation situation)
Installation Options	Lindner Partition Systems
Standard Equipment	aluminium barrel door-hinge
	mortise lock for tubular frame doors, class 3
	prepared for profile and round cylinders
	handles on both sides in a cranked design
	automatically lowerable bottom seal
	superimposed door closer

Further information
to fire protection doors
can be found here:



Acoustics

(from page 203)

Sound Insulation	35 - 42 dB R_w (= laboratory value) according to ISO 717-1
------------------	--

Fire Protection

(from page 202)

T 60 according to DIN 4102 (approved in Germany)

EI 60 according to DIN EN 13501 (approved in Austria/Switzerland)

Smoke Protection

RS according to DIN 18095

 S_{200} according to DIN EN 13501**Additional Equipment**

integrated door closer

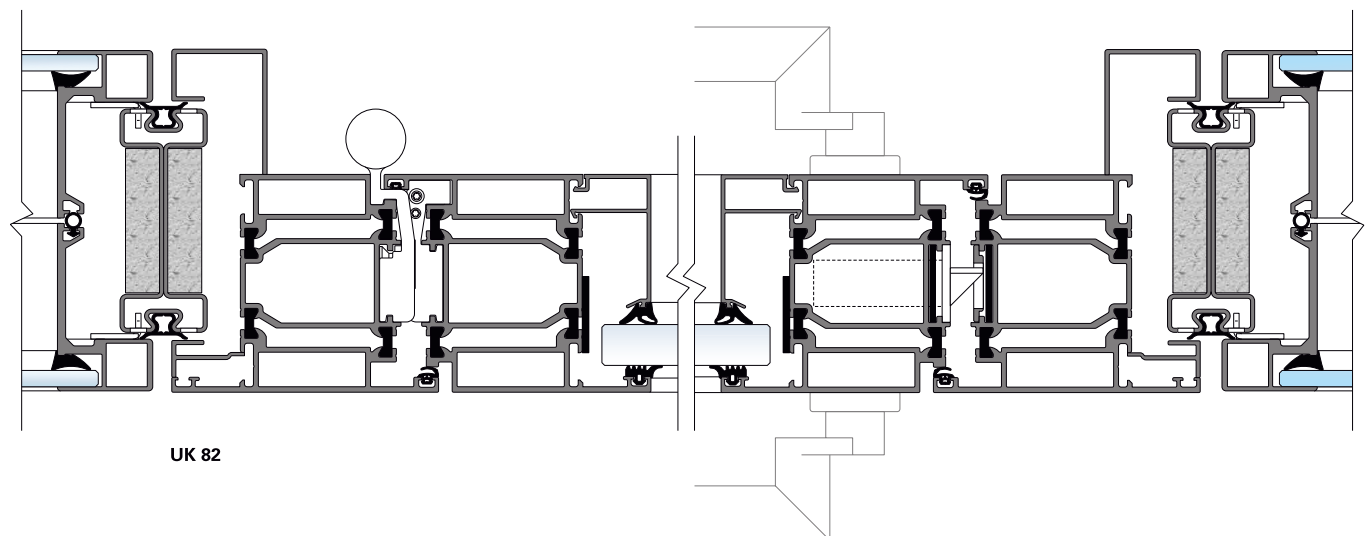
stainless steel barrel door-hinge

access control

monitoring contacts

fitting combinations for emergency exit doors and panic bolts

further variations according to the demands and requests of the customer



Type GTB - ADS 80 FR 30

Fire Protection Door

Due to our extensive know-how concerning fire protection, we offer you maximum safety and individual design – as standard but also with pleasure as customised solutions. Our Fire Protection Door GTB - ADS 80 FR 30 consists of a fire protection door element with an aluminium frame. The glass filling of the system consists of panes bonded flush on both sides and is available as triple glazing in single and double leaf variants.

- flush-mounted fire-resistant glazing possible
- combination with fixed glazing and other protective functions
- excellent price-performance ratio

Technical Data

Element Width (single leaf door)	620 - 1,418 mm (external frame dimensions)
Element Width (double leaf door)	1,160 - 2,168 mm (external frame dimensions)
Element Height	1,728 - 2,500 mm (external frame dimensions)
Door Leaf Thickness	100 mm
Element Weight	approx. 70 - 80 kg/m ²
Front of the Door Frame, front	55 mm
Front of the Door Frame, back	80 mm
Profile Width of the Door Leaf; circumferential	98 mm
Bonding according to ETAG 002	in structural glazing process
Installation Options	Lindner Partition Systems
Standard Equipment	stainless steel barrel door-hinge
	mortise lock for tubular frame doors, class 3
	prepared for profile and round cylinders
	handles on both sides in a cranked design
	automatically lowerable bottom seal
	superimposed door closer

Further information
to fire protection doors
can be found here:



Acoustics

(from page 203)

Sound Insulation	33 - 42 dB R _w (= laboratory value) according to ISO 717-1
------------------	---

Fire Protection

(from page 202)

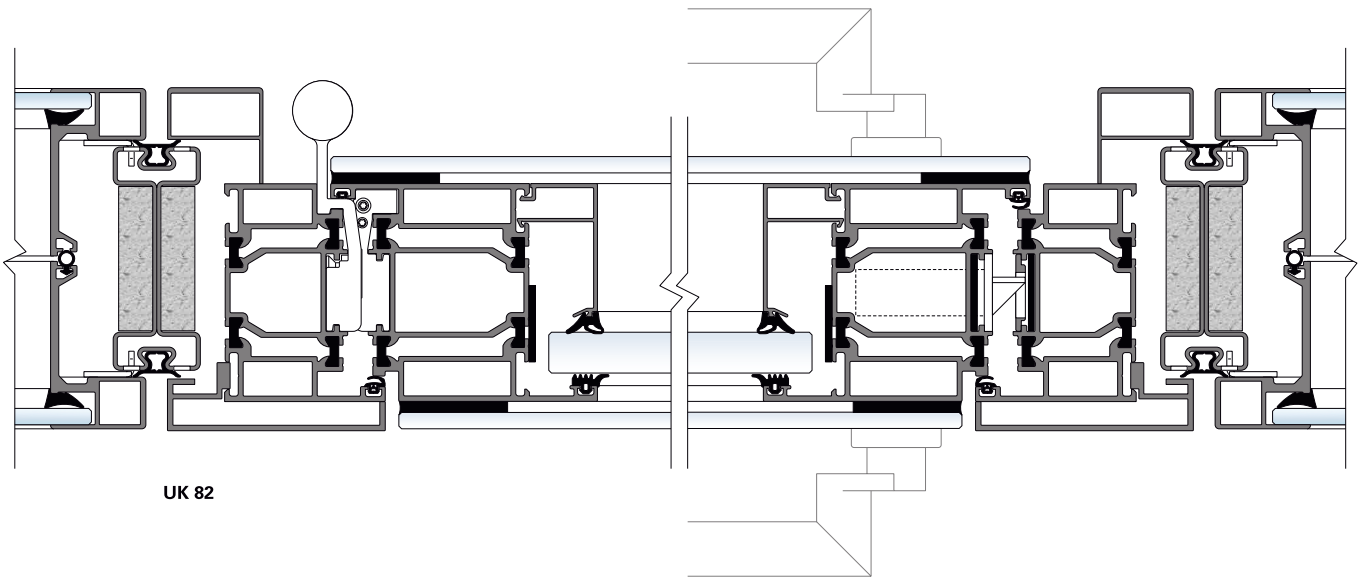
T 30 according to DIN 4102 (approved in Germany)
EI 30 according to DIN EN 13501 (approved in Austria/Switzerland)

Smoke Protection

RS according to DIN 18095 (approved in Germany)
S ₂₀₀ according to DIN EN 13501 (approved in Austria/Switzerland)

Additional Equipment

door closer
access control
monitoring contacts
fitting combinations for emergency exit doors and panic bolts
further variations according to the demands and requests of the customer



Type ATB RS

Smoke Protection Door

The Lindner ATB RS Smoke Protection Door prevents smoke from spreading and ensures passable escape and rescue routes. The door consists of a mitered door leaf of circumferential aluminium tubular frame. The system got a glass filling of safety glass and is available as single glazing in single leaf performance.

- blocks toxic fumes
- fulfils the building regulations
- saves and protects lives

Technical Data

Element Width (single leaf door)	585 - 1,242 mm (external frame dimensions)
Element Height	1,730 - 2,500 mm (external frame dimensions)
Door Leaf Thickness	42 mm
Element Weight	approx. 33 - 38 kg/m ²
Profile Width of the Door Leaf, circumferential	95 mm
Installation Options	Lindner Partition Systems
Standard Equipment	160 mm barrel door-hinge with VX inclusion
	mortise lock for tubular frame doors; class 3; prepared for profile and round cylinders
	automatically lowerable bottom seal
	superimposed door closer
	handles on both sides in a cranked design

Further information to smoke protection doors can be found here:



Acoustics

(from page 203)

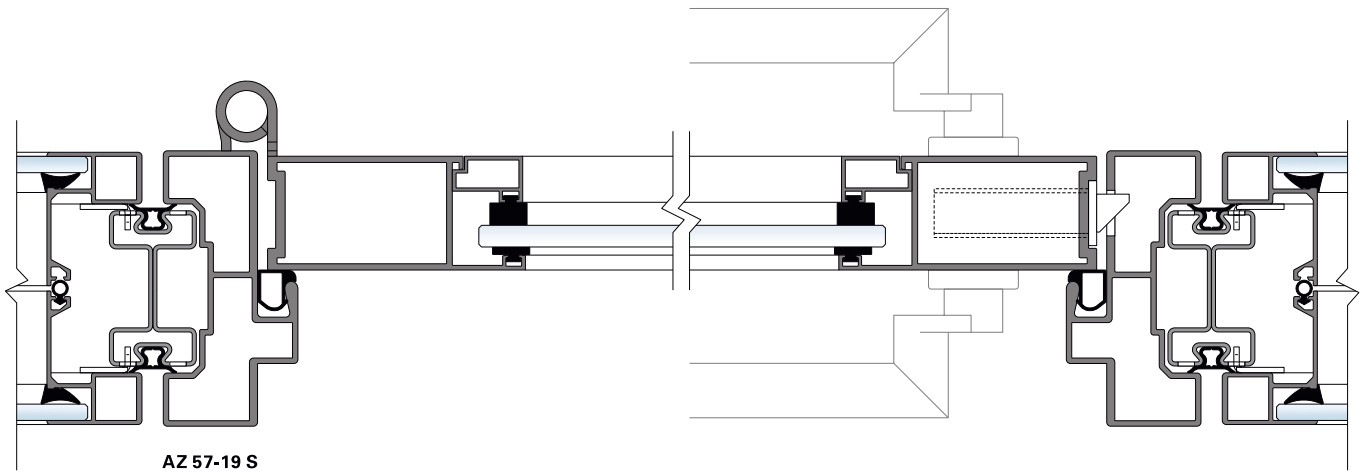
Sound Insulation	32 - 37 dB R _w (= laboratory value) according to ISO 717-1
------------------	---

Smoke Protection

RS according to DIN 18095 (approved in Germany)
S ₂₀₀ according to DIN EN 13501 (approved in Austria/Switzerland)

Additional Equipment

superimposed or integrated door closers
access control
monitoring contacts
fitting combinations for emergency exit doors and panic bolts
further variations according to the demands and requests of the customer



Wooden Doors

The Right Connection

In order to promote creativity all round, we provide both standard doors as well as custom made wood solutions. In doing so, we use our extensive experience in the manufacture of heavy duty and special doors to meet our customers' needs for safety, performance and sophisticated design: Lindner doors meet all of the key fire, smoke, noise and burglary protection requirements as per the latest guidelines and standards. For a maximum of convenience – coupled with an optimum level of safety!

- Lindner manufactures all of its own doors using state-of-the-art technology
- high quality and quick delivery times, including for custom solutions
- extensive, substantial expertise in the manufacture of doors
- investment in product development and ongoing quality improvement
- environmental Product Declaration according to ISO 14021



Object/Sound Insulation Doors

	Door Thickness	Performance of Leaves
T0-1 Type A - 41 mm	41 mm	1-leaf
T0-1 Type B - 41 mm	41 mm	1-leaf
T0-1 Type C - 49 mm	49 mm	1-leaf
T0-1 Type D - 68 mm	68 mm	1-leaf
T0-1 Type T - 99 mm	99 mm	1-leaf
T0-2 Type E - 49 mm	49 mm	2-leaf
T0-2 Type F - 68 mm	68 mm	2-leaf

Fire/Smoke Protection Doors

	Door Thickness	Performance of Leaves
T30-1 Type H - 49 mm	49 mm	1-leaf
T30-1 Type I - 68 mm	68 mm	1-leaf
T30-2 Type L - 49 mm	49 mm	2-leaf
T30-2 Type M - 68 mm	68 mm	2-leaf

* (approved in Germany)

** (approved in Austria/Switzerland)

For more information
on our wooden doors,
please see:



Sound Insulation (according to ISO 717-1)	Fire Protection (according to DIN 4102*/EN 13501**)	Smoke Protection (according to DIN 18095*/EN 13501**)
to 32 dB R_w	–	–
to 41 dB R_w	–	–
to 42 dB R_w	–	–
to 47 dB R_w	–	–
to 47 dB R_w	–	–
to 37 dB R_w	–	–
to 42 dB R_w	–	–

Sound Insulation (according to ISO 717-1)	Fire Protection (according to DIN 4102*/EN 13501**)	Smoke Protection (according to DIN 18095*/EN 13501**)
to 42 dB R_w	T 30, EI 30	RS, S_{200}
to 47 dB R_w	T 30, EI 30	RS, S_{200}
to 37 dB R_w	T 30, EI 30	RS, S_{200}
to 42 dB R_w	T 30, EI 30	RS, S_{200}

Surfaces

Maximum Design Freedom

A perfectly designed room does not just have to score high in terms of function, but also needs to be visually appealing. This can be achieved through consistent use of shapes and forms and carefully chosen materials and colours that create a harmonious blend of different surface finishes. For rooms that meet the needs of modern working environments and create an unmistakable experience – dynamic, versatile and unique spaces.

- exciting design highlights for capturing the imagination
- unique custom solutions as embodiments of corporate identity
- certified quality
- low-emission materials

We set hardly any limits when it comes to selecting your surfaces. Individual solutions are available for a wide variety of requirements, so that your rooms aren't just special; they are unique creations. Our wide choice of colours, unique prints and designs, structures and perforations allow us to turn every partition into a highlight.

Available Surface Finishes:

- anodised aluminium
- powder coating
- wood veneer
- digital prints
- natural surfaces
- custom surfaces (rust, concrete)
- textiles



Perforations

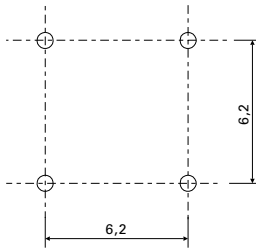

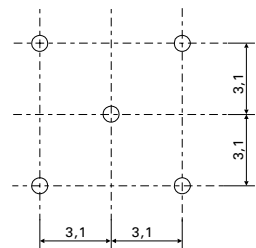

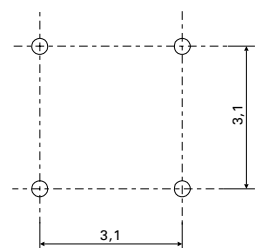

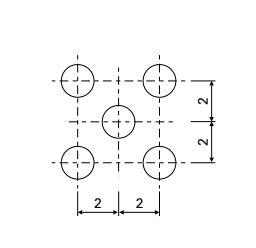

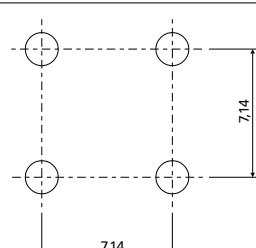
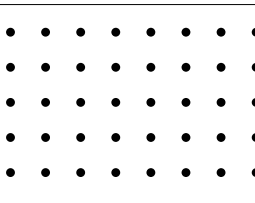
Perfectly Perforated

Our wide choice of standard and custom perforations offer a wealth of unique design options for meeting your acoustic and visual design needs. Our perforations come in a myriad of sizes, layouts and shapes. Our partition and acoustic panels are furthermore fitted with rear-mounted sound absorbing panels for maximum acoustic effect.

- wide choice of standard perforations for maximum design freedom
- with sound absorbing panels for excellent room acoustics, from page 203
- microperforations for avoiding the Moiré pattern



Standard Perforations

<p>Rg 0.7 - 1 Hole: Ø 0.7 mm straight pitch Open Area: 1 % (perforated over the edges) Material: steel Thickness: 0.6 mm Width of Perforation: 1,535 mm</p>		<p>← Direction of Perforation</p> 
<p>Rd 0.7 - 2 Hole: Ø 0.7 mm diagonal pitch Open Area: 2 % (perforated over the edges) Material: steel Thickness: 0.6 mm Width of Perforation: 1,535 mm</p>		<p>← Direction of Perforation</p> 
<p>Rg 0.7 - 4 Hole: Ø 0.7 mm straight pitch Open Area: 4 % (perforated over the edges) Material: steel Thickness: 0.6 mm Width of Perforation: 1,535 mm Max. panel width 625 mm</p>		<p>← Direction of Perforation</p> 
<p>Rd 1.6 - 25 Hole: Ø 1.6 mm diagonal pitch Open Area: 25 % Material: steel Thickness: 0.6 mm Width of Perforation: 860 mm Material: steel Thickness: 0.7 mm Width of Perforation: 1,600 mm</p>		<p>← Direction of Perforation</p> 
<p>Rg 1.8 - 5 Hole: Ø 1.8 mm straight pitch Open Area: 5 % Material: steel Thickness: 0.6 mm Width of Perforation: 1,280 mm Material: steel Thickness: 0.7 mm Width of Perforation: 1,280 mm</p>		<p>← Direction of Perforation</p> 

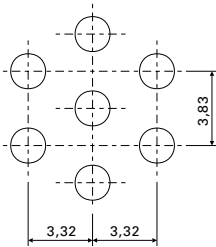
Rv 1.8 - 20

Hole: Ø1.8 mm diagonal pitch


Open Area: 20 %

Material: steel | Thickness: 0.6 mm | Width of Perforation: 1,550 mm

Material: steel | Thickness: 0.7 mm | Width of Perforation: 1,550 mm



← Direction of Perforation



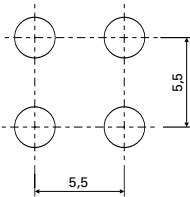
Rg 2.5 - 16

Hole: Ø 2.5 mm straight pitch


Open Area: 16 %

Material: steel | Thickness: 0.6 mm | Width of Perforation: 1,400 mm


Material: steel | Thickness: 0.7 mm | Width of Perforation: 1,400 mm



← Direction of Perforation







Tour B, Luxembourg City, Luxembourg



HSG Square, St. Gallen, Switzerland

Expertise

Your Project is in Good Hands

The requirements your partitions and doors need to meet can vary widely depending on where they are used. To ensure you are best equipped for a wide variety of product requirements relating to your project, we supply reliable solutions and certified systems in the following fields:

- fire protection
- acoustics
- sustainability
- statics



Fire Protection

Fire protection is becoming ever more important as the size and complexity of buildings increases. The high risk of harm being caused to life, health and property in the event of fire requires specialist support from fire protection experts. Our team of Lindner's specialists has decades of experience. Preventive fire protection is our top priority and a longstanding tradition in this respect. Deficiencies in structural fire protection are often inconspicuous or concealed. The upcoming

construction task requires an extensive site inspection and assessment of the current situation. Lindner's principle is that this involves a holistic approach that goes beyond trade interfaces and assesses the building in its entirety. This is based on its many years of sound experience in global construction activity.

Fire Resistance Class

Partition Systems and Profile Partitions

	DIN 4102*		EN 13501**		
	F 30	F 90	EI 30	EI 60	EI 90
Logic 100 Metal	100/125 mm	–	100/125 mm	125 mm	–
Logic 100 Timber	100/125 mm	–	100/125 mm	125 mm	–
Lindner Life Stereo 125	100/125 mm	–	100/125 mm	125 mm	–
Lindner Life Contour 126	100/125 mm	–	100/125 mm	125 mm	–
Lindner Life Freeze 137	100/125 mm	–	100/125 mm	125 mm	–
Lindner Life Fire	100/125 mm	125/150 mm	100/125 mm	125/150 mm	125/150 mm

Fire Protection Doors

	DIN 4102*		EN 13501**	
	T 30	T 60	EI 30	EI 60
ATB - ADS 80 FR 30	x	–	x	–
ATB - ADS 80 FR 60	–	x	–	x
GTB - ADS 80 FR 30	x	–	x	–
HTB Type H - 49 mm	x	–	x	–
HTB Type I - 68 mm	x	–	x	–
HTB Type L - 49 mm	x	–	x	–
HTB Type M - 68 mm	x	–	x	–

Smoke Protection Doors

	DIN 18095*	EN 13501**
	RS	S ₂₀₀
HTB Type H - 49 mm	x	x
HTB Type I - 68 mm	x	x
HTB Type L - 49 mm	x	x
HTB Type M - 68 mm	x	x
ATB RS	x	x

*approved in Germany

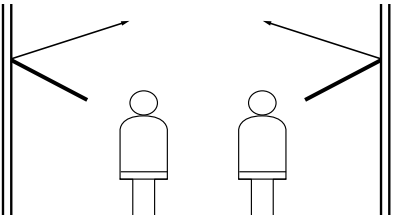
**approved in Austria/Switzerland

Acoustics

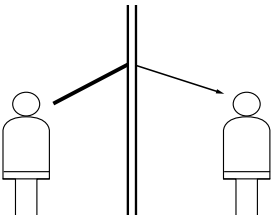
Lindner has over 50 years of experience in interior fit-out and acoustic construction technology, so it sees the development of concepts optimised in terms of room acoustics as being particularly important. Over that time, acoustics and sound insulation have become recognised as some of the most important quality factors for new builds and renovation projects worldwide. However, each project's requirements are unique and have to be considered independently with respect

to, e.g. type of use, building shape and type of construction. Lindner's Partition Systemes, Fully Glazed Partitions and Doors are fitted with perforations and acoustic panels, which make them perfect for creating excellent room acoustics. Our products also come with a number of acoustic approvals and certificates – for both room as well as building acoustics. Added to that, we are also always happy to develop custom solutions for your specific project.

Room Acoustics

	speech intelligibility in classrooms, lecture halls and theatres
	musical experience in concert halls
	reduction of noise level in production facilities and workshops
	sound-absorbing behaviour of installed products

Building Acoustics

	airborne and structure-borne sound transmission of/through components
	restriction of external noises
	insulation of technical building equipment
	sound insulation properties of separating components
	longitudinal sound reduction of flanking components

Room Acoustics

Getting the acoustics in a room just right not only requires taking into account the room's size, but also its intended use and making sure that the sound absorbing measures are fitted in the right place. This means, for example, that speech intelligibility will be a priority in classrooms and music sound quality a priority in concert halls.

The most important element for good room acoustics is sound absorption – i.e. reducing the level of sound bouncing off the walls, ceiling and floor. This requires taking into account a number of important room acoustics parameters:

Sound Absorption Coefficient α

The sound absorption coefficient α is a measure of how much sound is absorbed and not reflected.

$\alpha = 0$	none of the sound is absorbed, all of the incidental sound is reflected
$\alpha = 1$	all of the incidental sound is absorbed, there is no reflection

Rated Sound Absorption Coefficient α_w

The rated sound absorption coefficient α_w according to EN ISO 11654 is determined for five octaves with medium frequencies from 250 to 4,000 Hz. A reference curve is shifted in steps of 0,05 – the maximum negative sum of deviations must not exceed 0.10. The value at a frequency of 500 Hz is the value of α_w .

Sound Absorption Classes

According to EN ISO 11654, the rated sound absorption coefficients α_w are divided into different sound absorption classes.

A	≥ 0.9	highly absorbent
B	0.8 and 0.85	highly absorbent
C	0.6 to 0.75	highly absorbent
D	0.3 to 0.55	absorbent
E	0.15 to 0.25	low absorbent
Unclassified	≤ 0.1	reflective

Reverberation Time

Reverberation time is the time interval within which the sound pressure in a room drops by 60 dB. It is expressed in seconds. The ideal reverberation time strongly depends on the room's use and purpose.

Recording Studio	< 0.3 s
Classroom	0.6 to 0.8 s
Concert Hall	1.5 to 3 s
Conference Room	0.3 to 0.8 s

Frequency

The frequency is the number of oscillations per second – it is expressed in Hertz [Hz]. The frequency characterises the tone pitch.

Hearing/Music	20 to 20,000 Hz
Speech/Singing	200 to 2,000 Hz
Room Acoustics	100 to 5,000 Hz

Statics

Installation Areas

In order to be able to guarantee safety of our Partitions and Doors, the products' statistics is tested according to DIN 4103-1. The DIN standards define two different installation areas:

		Assumed Load
Installation Area 1	areas with small gatherings such as flats, hotel rooms, offices, sick-bays and rooms of similar use, including corridors	0.5 kN/m
Installation Area 2	areas with large gatherings such as lecture halls, bigger assembly rooms, exhibition spaces, showrooms and rooms of similar use	1.0 kN/m

For more information, please refer to the product pages.

Fall Protection

When partitions and glass partitions are fitted at a certain height, they have to meet the requirements of fall protection or safety barriers. The additional requirements for glazed fall-proof partitions are set out in DIN 18008-4. Our partition systems can also be built to meet these higher requirements.

	Without Fall Protection Recommended Dimensions		With Fall Protection Maximum Dimensions	
	Element Height*	Element Width*	Element Height*	Element Width*
Life Stereo 125	standard to 3,500 mm	standard to 1,500 mm	1,000 to 4,000 mm	300 to 1,500 mm
Life Contour 126	standard to 3,500 mm	standard to 1,500 mm	1,000 to 4,000 mm	300 to 1,500 mm
Life Freeze 137	standard to 3,500 mm	standard to 1,500 mm	1,000 to 4,000 mm	300 to 1,500 mm
Life Pure 620	standard to 3,500 mm	standard to 1,500 mm	1,600 to 3,000 mm	from 500 mm
			1,600 to 4,200 mm	from 1,000 mm
Life Fire	standard to 3,500 mm	standard to 1,500 mm	2,400 to 3,500 mm	850 to 1,500 mm

Seismic Safety

There are many regions of the world that are at risk of earthquakes due to high tectonic activity.

The risk associated with earthquake damage is the result of a combination of:

- seismic hazard of a reference rock
- the amplification potential of the local subsoil
- the exposed material assets and their vulnerability, which depends on the construction method and the structural measures introduced for anti-seismic performance

Partition systems that need to meet seismic safety requirements need to be custom designed to meet the specifics of the relevant situation. Lindner has extensive experience and testing facilities for meeting such requirements. Many of our partition systems can be built to meet the requirements of seismic safety and hence play an important role in assuring safety in the event of an earthquake. The following systems have already been tested in a Shaking-Table Test in accordance with AC 156:

System	Element Height	Element Width
Lindner Logic 100 Timber	to 3,000 mm	500 to 1,500 mm
Lindner Logic 100 Metal	to 3,000 mm	500 to 1,500 mm
Lindner Life Stereo 125	to 3,000 mm	500 to 1,500 mm
Lindner Life Contour 126	to 3,000 mm	500 to 1,500 mm
Lindner Life Freeze 137	to 3,000 mm	500 to 1,500 mm
Lindner Life Pure 620	to 3,000 mm	1,500 mm

*standard wall thickness: 100 mm, wall thickness from 3.500 mm: 125 mm

**solid glazing elements

Safety

Burglary protection

There are valuable goods in every area of your company that need to be protected against unauthorised access. Our specialised system partition walls with resistance class RC2 provide the necessary protection. In contrast, conventional walls can often be breached within a few seconds using simple tools. Our customised solutions guarantee effective protection against forced entry, protecting you from both material and financial damage.

System	Element Height	Element Width
Lindner Life Stereo 125	to 3,500 mm	to 1,500 mm
Lindner Life Contour 126	to 3,500 mm	to 1,500 mm
Lindner Life Freeze 137	to 3,500 mm	to 1,500 mm
Lindner Logic 100 Metal	to 3,500 mm	to 1,500 mm
Lindner Logic 100 Timber	to 3,500 mm	to 1,500 mm

Sustainability

Green Building: We bear responsibility – not only with our building products.

Our acting today determines our future – therefore climate-friendly building and the principle of circular economy is so important right now. Lindner already deals with „Sustainable Building“ since the 1990s and was **founding member of the DGNB**. In 2009 our own Green Building Division was created. Since then we steadily increase our expertise all around **building certifications, Green Building Management and counselling** for sustainable new and existing buildings.

Because sound knowledge, detailed information and documentation in combination with digital tools, **material passports and product data base** are the basis for sustainable, circular buildings in practice.

Tested Sustainability: UPDs, EPDs and C2C Certified®

Sustainable building products combines functionality with well-being, ecological necessity with economic added value. As a complete provider and manufacturer, we can provide the needed factors on our own: We coordinate the individual components, as well as the different products for ceiling, floor and partition optimally.

For each product you will receive the **self-declarations according to ISO 14021** as well as the verified **Environmental Product Declaration according to ISO 14025 and EN 15804**.

They provide information on the ecological footprint, reuseability, recycled content, emissions, as well as material characteristics and compositions of our products.

Our **emission-tested system products** fall below the strictest specifications of the indoor air quality concerning aldehydes and solvents (VOC). Regular test chamber measurements for all of our products take place according to the requirements of the quality mark Indoor Air Comfort Gold® (e. g. **AgBB-measurement scheme**). We use two different test procedures (limit value measurement TVOC after 3 days, limit value measurement TVOC after 28 days)

This is how EPDs or UPDs are the **basis and verifications for tenders, life cycle assessment and building certifications** according to the common rating systems concerning:

- conservation of resources
- well-being
- quality
- investment security

breeam



DGNB
Deutsche Gesellschaft für Nachhaltiges Bauen
German Sustainable Building Council

Cradle to Cradle Certified® Product Standard

Lindner products are manufactured with an optimal use of resources for the longest period of use as possible. For the development, production and utilisation we follow the Cradle to Cradle® principle and optimise our products steadily according to the following criteria of the C2C Certified® product standard:

- material Health
- material Reutilization
- renewable Energy & Carbon Management
- water Stewardship
- social Fairness

Further certifications followed, since the first C2C Certified® award in 2018 for the NORTEC Raised Floor System. Here the Lindner Life Partition Systems Glass with integrated doors are certified as Cradle to Cradle Certified® Silver.

- Lindner Life Stereo 125
- Lindner Life Contour 126
- Lindner Life Pure 620
- Lindner Life Clear
- ATB 42
- ATB 68
- GTB 10
- GTB 100
- ATB 100



Circular Construction

Circular construction is an important lever and solution towards climate neutrality. Sustainable building projects and therefore environmentally and user-friendly in the long term means for us, at every step and in every project phase in an ecologically, socially and economically responsible way. For Lindner, the efficient and respectful use of materials and resources has always been very important to Lindner. Because: We don't like waste!

That is why Lindner favours closed cycles.

All processes in the company are geared towards:

- continuous minimisation of energy and resource consumption
- avoiding waste and toxic substances
- use of recyclable materials
- use of renewable forms of energy
- closed water cycles
- flexible, modular and demountable product design
- positive impact on people and nature

In order to actually close the material cycle and to save resources for future generations, we offer return and hire models for our products.



BIM – Building Together more Effectively Through Digitisation

The digital tools we use allow us to create 3D models of construction projects and to incorporate and consistently apply within them everything related to their entire procedural and technical infrastructure. This is called Building Information Modelling (BIM) and allows us to support the construction of transparent and efficient buildings – and gives us a clear understanding of their economic potential. Thanks to the use of IFC files, BIM allows us to combine data from construction planning, the actual construction work and facility management with the help of virtual building models. This involves digitally mapping, simulating and qualitatively verifying the building before it is actually built – because the trend towards digitalisation is also becoming increasingly relevant in the construction industry.

Why use Building Information Modelling?

- makes planning, performance specifications and cost estimates more precise
- reduces risks
- increases transparency and acceptance
- enables us to network with others from an early stage
- promotes close collaboration and communication between everyone involved

A clear goal before your eyes

BIM virtually simulates the entire life cycle of a building project – from its design and planning phase to its actual construction, use and demolition. This allows us to enable you to work innovatively – with the aid of virtual plans, process controls, comprehensive databases and 3D to 5D building models. In doing so, BIM's main purpose is always to identify potential savings and to transfer the comprehensive data it generates in a meaningful way with the help of an as-built model.

Process requirements – what's needed to use BIM to maximum effect:

- clearly defined interfaces and framework conditions
- close collaboration
- team-oriented planning
- defined roles and responsibilities
- exchange of compatible data between those involved



We reserve the right to adapt and amend all details and information at any time. We do not accept liability for information that is inadvertently incorrect. Dimensional tolerances are permissible in compliance with the applicable standards. This document is protected by copyright law. Processing, unauthorised use or reproduction and public distribution are not permitted. Reproduction and distribution to third parties are only permitted with our express consent.

Lindner Group | Partitions

Bahnhofstrasse 29 | 94424 Arnstorf, Germany
partitionsystems@Lindner-Group.com | www.Lindner-Group.com

Rev. 04