






## LMD-St 213 BWS

### Hook-On expanded metal ceiling with accentuated joints, ball-impact resistant


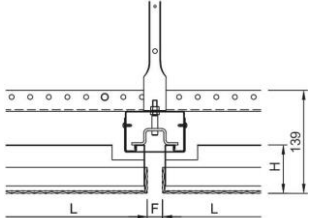

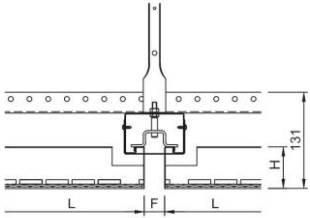

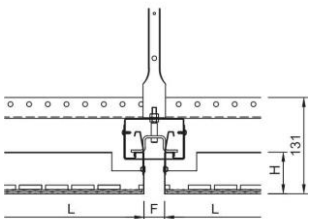

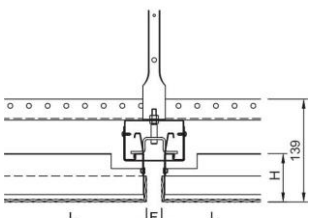
The system LMD-St 213 BWS with accentuated joints is fixed by means of hold-down clips and fulfils the tested ball-impact resistance class. We offer various expanded metal meshes with high open area, if desired, to receive an appealing look. Combine tested function with attractive design: expanded metal ceiling panels with backlighting can be realised. Moreover, every expanded metal ceiling panel can be individually operated.

- expanded metal ceiling with tested ball-impact resistance inclusive integrated luminaire
- homogeneous ceiling surface due to concealed substructure
- many design possibilities thanks to different tested mesh types and sizes
- the possibility to see – to a greater or lesser extent – into the ceiling void depends on the mesh or the requirement
- installation of illumination or further fixtures in the ceiling void is possible in case of a high open area
- ceiling layout with accentuated joints in both directions possible
- maintenance option due to ceiling panels that can be individually operated, swung down and slid





## Ceiling elements

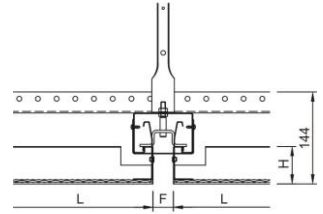
<b>LMD-St 213 BWS Type 3</b>			
<b>Hook-On, expanded metal turned up</b>			
Length (L)	250 - 3,000 mm		
Width (B)	200 - 1,250 mm		
Height (H)	66 mm		
Joint width (F)	20, 25, 30 mm		
<b>LMD-St 213 BWS Type 4</b>			
<b>Hook-On, expanded metal bordered</b>			
Length (L)	250 - 3,000 mm		
Width (B)	200 - 1,250 mm		
Height (H)	58 mm		
Joint width (F)	20, 25, 30 mm		
<b>LMD-St 213 BWS Type 5</b>			
<b>Hook-On/Swing-Down, expanded metal bordered</b>			
Length (L)	250 - 3,000 mm		
Width (B)	200 - 1,250 mm		
Height (H)	58 mm		
Joint width (F)	20, 25, 30 mm		
<b>LMD-St 213 BWS Type 6</b>			
<b>Hook-On/Swing-Down, expanded metal turned up</b>			
Length (L)	250 - 3,000 mm		
Width (B)	200 - 1,250 mm		
Height (H)	66 mm		
Joint width (F)	20, 25, 30 mm		



## LMD-St 213 BWS Type 7

**Hook-On/Swing-Down, expanded metal bordered with opposite angle**

Length (L)	250 - 3,000 mm
Width (B)	200 - 1,250 mm
Height (H)	70 mm
Joint width (F)	20, 25, 30 mm

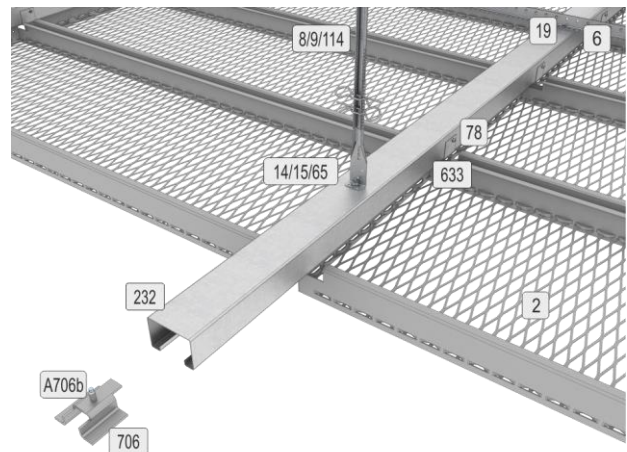


### Technical data

Material	galvanised sheet steel
Weight	approx. 16 - 18 kg/m <sup>2</sup> (without fixtures/installations)
Serviceability	swing-down and slide option or removable
Wall connection options	U-profile

### Component list

2	expanded metal ceiling panel
6	L-profile 28
8/9/114	vernier suspension
14/15/65	screwing
19	self-drilling screw fillister head
78	self-drilling screw hexagon head with flange
232	double hook-on profile 54/BWS
633	spacer for double hook-on profile 54/BWS
706	hold-down clip for double hook-on profile 54/BWS
A706b	set screw with hexagon socket



### Acoustics

#### Room acoustics

Rated sound absorption coefficient	DIN EN ISO 11654	$\alpha_w$	0.15 - 1.00
Sound absorber class	DIN EN ISO 11654		E - A
Noise Reduction Coefficient	ASTM C 423	NRC	0.15 - 0.90



## Fire protection

### Building material class

Building material class	DIN EN 13501-1	A2 - s1,d0
Building material class	ASTM E 84	Class A
<b>Fire stability</b>		
Fire stability	EN 13501-2	30 minutes

## Durability

Exposure class	DIN EN 13964	A
----------------	--------------	---

## Sustainability

Product self-declaration	Self-declaration according to ISO 14021	
Environmental product declaration	EPD according to EN 15804 / ISO 14025	
Circular Economy	Cradle to Cradle Certified® Gold	
French VOC Regulation	Emission class A+	

## Statics

Ball-Impact Resistance	DIN EN 13964	class 1A / 2A / 3A
Seismic Safety	qualification according to AC 156/Eurocode/SIA 261	

## Certification

CE marking	The ceiling system is a harmonised construction product acc. to regulation (EU) No. 305/2011 (Construction Products Regulation) and EN 13964: Suspended ceilings - Requirements and test methods.
TAIM e.V.	The ceiling system fulfils the requirements of the "Technical Manual Metal Ceilings" (TMMC) of TAIM e.V. (Association of Industrial Metal Ceiling Manufacturers).

## Surfaces

Powder coatings	<u>COLOURline - Powder coating</u> <u>MOODline - Powder coating deep matt</u>
Expanded metal	<u>MESHdesign - Standard expanded metal</u>
Functional coatings	<u>Meteo - Corrosion protection coating</u>


## Additional equipment

Acoustic inlays	<u>Acustica - Acoustic fabric inlay</u> <u>Calma - Glass yarn inlay in textile cover</u>
Luminaires	<u>SHL 298 - Recessed/Surface-Mounted Luminaire for sports halls</u> <u>SYS 298 - Recessed/Surface-Mounted Luminaire for sports halls</u>
Inspection hatches	<u>LMD-RK 20 - Inspection hatch expanded metal</u>





## Application examples



© lemke Ruige M.A.

## Project solutions

This product data sheet refers to the standard version of the product mentioned above. We would be happy to work with you to find the right solution for your project. Adapted to your building project, you will receive a perfectly matched system. Project-specific constructions and adaptations can be found in the offer documents.