



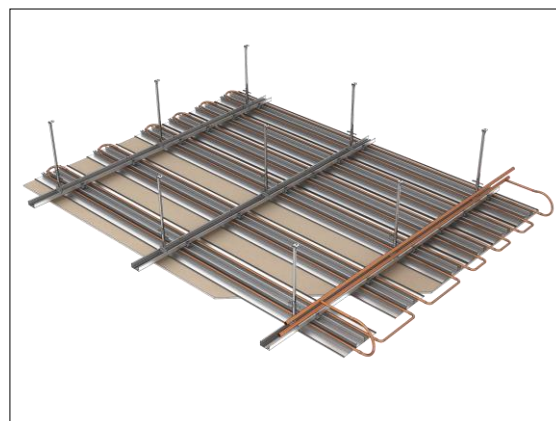
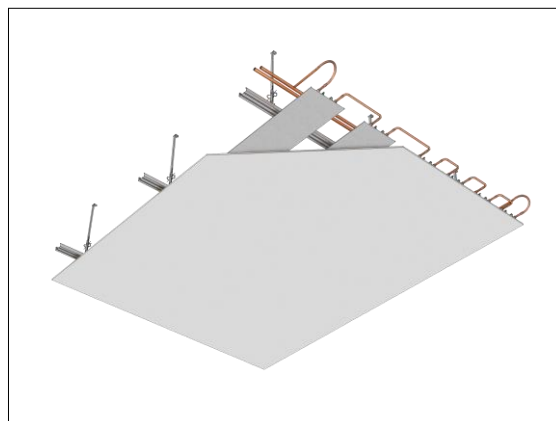
# Plafotherm® GK HEKDA®

## Heated and Chilled Plasterboard Ceiling

### Product description

This cost-effective system enables jointless surfaces – a multitude of plain or perforated panellings are available. All components of Plafotherm® GK HEKDA® are tested as a complete system and provide for best comfort and a pleasant room climate. The profile fuses with the substructure as constructive element and is screwed to the plasterboard panel. With an occupancy rate up to 100 %, this plasterboard ceiling can dissipate maximum cooling loads. Installations in the plasterboard ceiling hardly reduce the occupancy rate due to the highly variable flexibility of the profile arrangement. Height differences and flexible shapes can be realised.

- heating/cooling by means of radiation creates a pleasant room climate
- jointless surface in plain or perforated version
- high occupancy rate up to 100 % is possible
- flexible shapes and height differences can easily be realised
- all single components are tested as a complete system
- cost-effective chilled ceiling system as economic solution



### Project solutions

This product data sheet refers to the standard version of the product mentioned above.

We would be happy to work with you to find the right solution for your project. Adapted to your building project, you will receive a perfectly matched system. Project-specific constructions and adaptations can be found in the offer documents.



## Technical data

Length	500 - 5,000 mm
Width	250 mm
Material panelling	plasterboard panel highly compressed, plasterboard panel with graphite content
Weight	approx. 20 - 22 kg/m <sup>2</sup> (without fixtures/installations)
Serviceability	installation of inspection hatches is possible
Wall connection options	shadow gap, open border gap

## Component list

### Solder connection

7/8/9	vernier suspension	
26	suspension channel 60	
451	copper bent pipe	
452	panelling	
1200	U-coil	
1202	armature angle	

### Press connection

7/8/9	vernier suspension	
26	suspension channel 60	
452	panelling	
479h	PlafoTube® PK	
1200	U-coil	
1202	armature angle	



## Acoustics

### Room acoustics

Rated sound absorption coefficient	DIN EN ISO 11654	$\alpha_w$	0.25 (H) - 0.45 (L)
Sound absorption class	DIN EN ISO 11654		E - D
Noise Reduction Coefficient	ASTM C 423	NRC	0.20 - 0.50

## Fire protection

### Building material class

Building material class	DIN EN 13501-1	A2 - s1, d0
-------------------------	----------------	-------------

## Durability

Exposure class	DIN EN 13964	A
----------------	--------------	---

## HVAC

### Heating and cooling

Heating and cooling technology	plasterboard panel with graphite content	plasterboard panel highly compressed
Nominal cooling capacity (10 K) according to EN 14240 in relation to the active area	95.8 W/m <sup>2</sup>	81.7 W/m <sup>2</sup>
Nominal heating capacity (15 K) according to EN 14037:2003 in relation to the active area	108 W/m <sup>2</sup>	102 W/m <sup>2</sup>


## Sustainability

Product self-declaration	Self-declaration according to ISO 14021
Environmental product declaration	EPD according to EN 15804 / ISO 14025 possible

## Surfaces

Jointless surface can be designed as a plain or perforated version

## Additional equipment

Acoustic inlays	<u>Acustica - Acoustic fabric inlay</u> <u>Insula - Mineral wool inlay in acoustic foil</u>
Ventilation components	<u>AirBeam Basic - Standard Heated/Chilled beam</u> <u>AirBeam Discreet - Discreet Heated/Chilled beam</u>
Hydraulic components	<p><b>Solder connection</b> Connection of heating/cooling coils by means of copper pipe and copper bent pipe</p>  <p><b>Press connection</b> <u>PlafoTube® PK - Connecting/Connection hose with press coupling</u> <u>Fittings - Distribution system</u></p>





## Applications



© Ortwin Klipp



© Diego de Pol

